

PLAZA CENTRES p.l.c.

Annual Report and
Consolidated Financial Statements
31 December 2017

	Pages
Chairman's statement	1
Directors' report	2 - 5
Corporate Governance - Statement of compliance	6 - 17
Independent auditor's report	18 - 24
Statements of financial position	25
Income statements	26
Statements of comprehensive income	27
Statements of changes in equity	28 - 29
Statements of cash flows	30
Notes to the financial statements	31 - 61

Chairman's statement

It gives me great pleasure to report the Group's financial results for the year ended 31 December 2017.

The Group's profit before tax for the year under review improved when compared to the previous year. This is the first time that the Group's results include a full 12 months contribution from Tigne Place Limited. This was a year of transition for our subsidiary. We made substantial capital investments to improve the standard of our premises and we are confident the company will contribute strongly in coming years for the success of Plaza Centres p.l.c.

The Group's revenue increased in 2017 to €3,275,528 from €2,729,343, an increase of 20% compared to the previous year. The operating profit before the depreciation charge for the year under review was up by 19.04% to €2,684,779 against €2,255,334 in 2016. After the depreciation charge the Operating Profit is 15.35% higher at €2,178,853.

Net profit before tax stands at €1,738,624 for the year 2017 against €1,648,408 for the previous year, an increase of 5.47%.

Based on the results achieved for the period ended 31 December 2017, the Board of Directors is recommending a payment of a final net dividend of €831,115 or €0.0294 per share for approval at the Annual General Meeting to be held on 30 May 2018. The final net dividend will be paid to shareholders on the Group's share register at close of trading on the Malta Stock Exchange on 30 April 2018.

On a final note, I have to mention the grief experienced by the Board of Directors, management, staff, tenants, shareholders and Plaza's business partners for the sudden loss, on the 29 December 2017, of our former Chief Executive Officer, Lionel Lapira. Lionel was well loved and respected by all. He was with the Parent Company for over 23 years, a very dedicated and committed official. He worked hard and effortlessly to ensure success for Plaza. Lionel will be sadly missed by all of us. Our sincere condolences go to his family and loved ones.

I would like to conclude by extending my appreciation towards our Board of Directors, management, staff, tenants and shareholders for their valued contribution towards the Group's continued success.



Charles J. Farrugia
Chairman

20 March 2018

Directors' report

The Directors present their report and the audited consolidated financial statements for the year ended 31 December 2017.

Principal activities

The Group's principal activity, which is unchanged since last year, is to lease, manage and market the Plaza Shopping and Commercial Centre (owned by the Parent Company) and the Tigne Place Commercial Property (owned by the subsidiary, Tigne Place Limited).

Review of business

In late December, the premature and tragic demise of the Group's CEO, Mr Lionel Lapira left staff, management and the Board of Directors saddened and shocked. In the past years, the CEO's passion and relentless drive have been instrumental in the Group's success. The late CEO's contribution is also reflected in the Group's positive 2017 financial performance, which coincides with the first full year consolidated results of Tigne Place Limited.

Financial results

The Group generated revenue of €3,275,528, an increase of €546,185 over the comparative year. This increase is mainly attributable to the full twelve months consolidation of the subsidiary's results. The Group profit after tax increased to €1,269,072 (2016: €1,266,780). Earnings before Interest, Taxation, Depreciation and Amortisation increased by 20.6% from €2,225,334 (2016) to €2,684,779 (2017). Taxation increased from €381,628 (2016) to €469,552 (2017). On a standalone basis, Plaza Centre p.l.c. generated revenue of €2,697,473 an increase of 4.2% over 2016. The Parent Company reported an increase in Profit before Tax of 1.95% over 2016.

The statements of financial position reflect an uplift in the value of Plaza Shopping and Commercial Centre of €1,110,465.

Operating and other costs

The Group's operating costs amounted to €1,096,675 (2016: €840,410) whilst the cost to income ratio increased to 33.5% (2016: 30.8%). This is mainly due to higher administrative costs and the Group's higher contribution to marketing and maintenance costs given the lower occupancy levels over the year. This increase was in line with expectations, as the Group is undertaking a number of refurbishment initiatives. The increase in the finance costs resulted from a full year interest arising from the financing obtained during 2016 to acquire the Tigne Place Commercial Property.

2017 review and outlook for 2018

The refurbishment program being undertaken at Tigne Place affected occupancy levels. The Group's average occupancy rate during 2017 was 84% (December 2016: 88%) The average occupancy level of the Parent Company during the year remained high at 94% (2016: 99%). The major part of this refurbishment program was completed during the year under review.

In 2018, the Group will continue to renovate and upgrade its retail and commercial space offering to ensure it remains competitive and attractive in line with the new markets' standards and demands.

The local positive economic situation is expected to continue driving demand for quality retail and commercial space. In this context, the Board of Directors are confident that the investments being made in upgrading the properties will contribute to an increased demand for the Group's properties. Subject to any unforeseen circumstances, in 2018 the Group envisages an improvement in occupancy levels when compared to 2017.

Directors' report - continued

Financial risk management

Information relating to the Group's financial risk management is disclosed in Note 2 to the financial statements.

Results, dividends and reserves

The consolidated financial results are set out on page 26. The Directors recommend the payment of a final net dividend of €831,115 (2016: €829,650). Retained earnings carried forward at the end of the financial reporting period amounted to €2,830,884 (2016: €2,380,214) for the Group and €2,855,641 (2016: €2,399,360) for the Parent Company.

Directors

The Directors of the Parent Company who held office during the year were:

Charles J. Farrugia
David G. Curmi
Emanuel P. Delia
Alan Mizzi
Brian R. Mizzi
Etienne Sciberras
Gerald J. Zammit

The Directors are required in terms of the Parent Company's Articles of Association to retire at the forthcoming Annual General Meeting and may offer themselves for re-appointment or re-election.

A shareholder holding not less than 14 per cent of voting rights of the issued share capital or a number of shareholders who between them hold not less than 14 per cent, shall appoint one director for every such 14 per cent holding by letter addressed to the Parent Company. All shares not utilised to make appointments in terms of the above shall be entitled to vote at the Annual General Meeting to elect the remaining directors. The Memorandum and Articles of the Parent Company provide for a Board of Directors of not less than five and not more than seven members.

Share capital of the Parent Company

The Parent Company has an authorised share capital of 75,000,000 ordinary shares of €0.20 each, and issued and fully paid share capital of 28,242,000 ordinary shares with a nominal value of €0.20 each. The Parent Company's share capital consists of only one class of shares, and all shares in that class are admitted to trade on the Malta Stock Exchange. All shares in the Parent Company are freely transferable. There are no shareholders having special control rights in the Parent Company, nor are there any restrictions on voting rights in the Parent Company.

The Parent Company is authorised pursuant to its Memorandum and Articles of Association to purchase its own shares, provided that appropriate authority has been given to the Directors for that purpose. No such authority is currently outstanding.

The Parent Company does not operate any employee share option schemes.

The Parent Company is not aware of any agreements between shareholders with respect to the transfer of shares or the exercise of voting rights.

No disclosures are being made pursuant to Listing Rules 5.64.10 and 5.64.11 as these are not applicable to the Parent Company.

Directors' report - continued

Share capital of the Parent Company - continued

The following are the shareholders holding more than 5 per cent of the voting issued share capital of the Parent Company:

	% holding At 31.12.17
Mapfre MSV Life p.l.c.	28.36
Rizzo Farrugia & Co (Stockbrokers) Ltd – Nominee Account	8.91
Mizzi Organisation Limited (formerly Mizzi Holdings Limited)	8.18
Alf. Mizzi & Sons Ltd	7.85
Lombard Bank Malta p.l.c.	5.07
APS Funds SICAV p.l.c. - APS Income Fund, held under Custody of Bank of Valletta p.l.c.	5.00

Statement of Directors' responsibilities for the financial statements

The Directors are required by the Maltese Companies Act (Cap. 386) to prepare financial statements which give a true and fair view of the state of affairs of the Group and the Parent Company as at the end of each reporting period and of the profit or loss for that period.

In preparing the financial statements, the Directors are responsible for:

- ensuring that the financial statements have been drawn up in accordance with International Financial Reporting Standards as adopted by the EU;
- selecting and applying appropriate accounting policies;
- making accounting estimates that are reasonable in the circumstances;
- ensuring that the financial statements are prepared on the going concern basis unless it is inappropriate to presume that the Group and the Parent Company will continue in business as a going concern.

The Directors are also responsible for designing, implementing and maintaining internal control as the Directors determine is necessary to enable the preparation of financial statements that are free from material misstatement, whether due to fraud or error, and that comply with the Maltese Companies Act (Cap. 386). They are also responsible for safeguarding the assets of the Group and the Parent Company and hence for taking reasonable steps for the prevention and detection of fraud and other irregularities.

The financial statements of Plaza Centres p.l.c. for the year ended 31 December 2017 are included in the Annual Report 2017, which is published in hard-copy printed form and made available on the Parent Company's website. The Directors are responsible for the maintenance and integrity of the Annual Report on the website in view of their responsibility for the controls over, and the security of, the website. Access to information published on the Parent Company's website is available in other countries and jurisdictions, where legislation governing the preparation and dissemination of financial statements may differ from requirements or practice in Malta.

Directors' report - continued

Statement of Directors' responsibilities for the financial statements - continued

The Directors further confirm that, to the best of their knowledge:

- the financial statements give a true and fair view of the financial position of the Group and the Parent Company as at 31 December 2017, and of its financial performance and its cash flows for the year then ended in accordance with International Financial Reporting Standards as adopted by the EU; and
- the Annual Report includes a fair review of the development and performance of the business and the position of the Group and the Parent Company, together with a description of the principal risks and uncertainties that it faces.

Going concern basis

After making due enquiries, the Directors have a reasonable expectation, at the time of approving the financial statements, that the Group and the Parent Company have adequate resources to continue in operational existence for the foreseeable future. For this reason, the Directors continue to adopt the going concern basis in preparing the financial statements.

Auditors

PricewaterhouseCoopers have indicated their willingness to continue in office and a resolution for their re-appointment will be proposed at the Annual General Meeting.

On behalf of the Board



Charles J. Farrugia
Chairman



Etienne Sciberras
Director

Registered office:
The Plaza Commercial Centre
Level 6, Bisazza Street
Sliema SLM 1640
Malta

Company secretary:
Louis de Gabriele

Telephone Number:
+356 21343832

20 March 2018

Corporate Governance - Statement of compliance

1. Introduction

Pursuant to the Listing Rules issued by the Listing Authority, Plaza Centres p.l.c. ("Plaza") should endeavour to adopt the Code of Principles of Good Corporate Governance contained in Appendix 5.1 to Chapter 5 of the Listing Rules (the "Code"). In terms of Listing Rule 5.94, Plaza hereby reports on the extent of its adoption of the principles of the Code for the financial year being reported upon.

Plaza acknowledges that the Code does not dictate or prescribe mandatory rules, but recommends principles of good practice. However, the Directors strongly believe that such practices are generally in the best interests of Plaza and its shareholders and that compliance with the principles of good corporate governance is not only expected by investors but also evidences the Directors' and Plaza's commitment to a high standard of governance.

The Board of Directors (the "Board") has carried out a review of Plaza's compliance with the Code for the financial year being reported upon.

2. General

Plaza's governance principally lies with its Board which is responsible for the overall determination of Plaza's policies and business strategies. Plaza's principal activity is to lease, manage and market its Shopping and Commercial Centres.

Plaza has adopted a corporate decision-making and supervisory structure that is tailored to suit its requirements and designed to ensure the existence of adequate controls and procedures within Plaza, whilst retaining an element of flexibility essential to allow Plaza to react promptly and efficiently to the dictates of its business, its size and the economic conditions in which it operates. The Directors are of the view that it has employed structures which are most suitable for the size, nature and operations of Plaza. Accordingly in general, the Directors believe that Plaza has adopted appropriate structures to achieve an adequate level of good corporate governance, together with an adequate system of control in line with Plaza's requirements.

This corporate governance statement (the "Statement") will now set out the structures and processes in place within Plaza and how these effectively achieve the goals set out in the Code. For this purpose, this Statement will make reference to the pertinent principles of the Code and then set out the manners in which the Directors believe that these have been adhered to. Where Plaza has not complied with any of the principles of the Code, this Statement will give an explanation for non-compliance.

For the avoidance of doubt, reference in this Statement to compliance with the principles of the Code means compliance with the Code's main principles and the Code Provisions.

Corporate Governance - Statement of compliance - continued

3. Compliance with the Code

Principles One to Five

Principles One to Five of the Code deal fundamentally with the role of the Board and of the Directors.

The Directors believe that for the period under review Plaza has generally complied with the requirements for each of these principles.

Principle One: The Board

The Board is composed of members who are fit and proper to direct the business of Plaza with honesty, competence and integrity. All the members of the Board are fully aware of, and conversant with, the statutory and regulatory requirements connected to the business of Plaza. The Board is accountable for its performance and that of its delegates to shareholders and other relevant stakeholders.

The Board is responsible for determining Plaza's strategic aims and organisational structure, whilst ensuring that Plaza has the appropriate mix of financial and human resources to meet its objectives and improve its performance.

The Board has throughout the period under review provided the necessary leadership in the overall direction of Plaza, and has adopted prudent and effective systems whereby it obtains timely information from the Chief Executive Officer (the "CEO"). This ensures an open dialogue between the CEO and Directors at regular intervals, and not only at meetings of the Board. The Directors believe that the attendance of the CEO at Directors' meetings as well as regular reporting and ongoing communication through the Executive Committee has improved the communication between the Board and the CEO.

Plaza has a structure that ensures a mix of executive and non-executive Directors that enables the Board, and particularly the non-executive Directors to have direct information about Plaza's performance and business activities.

Principle Two: Chairman and Chief Executive

In line with the requirements of Principle Two, Plaza has segregated the functions of the CEO and the Chairman. Whilst the CEO heads the Executive Committee and management, the Chairman's main function is to lead the Board and set its agenda, a function which the Board believes has been conducted in compliance with the dictates of Code Provision 2.2. The Chairman is also responsible to ensure that the Board receives precise, timely and objective information so that the directors can take sound decisions and effectively monitor the performance of Plaza. The Chairman exercises independent judgement and ensures that, during Board meetings, there is effective communication with stakeholders as well as active engagement by all directors for the discussion of complex and/or contentious issues.

The CEO is accountable to the Board of Plaza for all business operations. He has the power and authority to appoint the persons to fill in the post of each member of the Executive Committee. He also has the discretion to ask any one or more of such members, from time to time, to address the Board on matters relating to the operations of Plaza.

Corporate Governance - Statement of compliance - continued

3. Compliance with the Code - continued

During the year under review this distinction between Chairman and CEO was effectively retained until the 29 December 2017, when Mr. Lionel Lapira, the then CEO, sadly passed away. As an interim measure, until the Board has had adequate time to recruit a suitable CEO, the Board of Directors vested all powers and responsibilities of the CEO in the Chairman that was accordingly given executive powers for such interim period.

Principle Three: Composition of the Board

The composition of the Board, in line with the requirements of Principle Three, is composed of executive and non-executive Directors. During 2017, the Board was composed of two directors having an executive role as part of the Executive Committee and five other Directors acting in a non-executive capacity. The members of the Board for the year under review were Mr. Charles J. Farrugia (Chairman), Mr. David G. Curmi, Prof. Emanuel P. Delia, Mr. Alan Mizzi, Mr. Brian R. Mizzi, Mr. Etienne Sciberras and Mr. Gerald J. Zammit. Pursuant to generally accepted practices, as well as Plaza's Articles of Association, the appointment of Directors to the Board is reserved exclusively to Plaza's shareholders, except in so far as an appointment is made to fill a vacancy on the Board.

The Board meets on a regular basis. Board meetings usually focus on strategy, operational performance and financial performance. The Board also delegates specific responsibilities to the CEO and *ad-hoc* Committees as may be required from time to time.

For the purposes of Code Provision 3.2, the Board considers each of the non-executive Directors as independent within the meaning of the Code, notwithstanding the relationships disclosed hereunder. The non-executive Directors who held office at 31 December 2017 were the following:

- i) David G. Curmi – is the chief executive officer of Mapfre MSV Life p.l.c., which company is a shareholder of Plaza;
- ii) Prof. Emanuel P. Delia – is the chairman of Amalgamated Funds SICAV p.l.c. who is a shareholder of Plaza. Furthermore, he was also the chairman of APS Bank Limited until 27 July 2017. APS Funds SICAV p.l.c. is a related party of the bank and is a shareholder of Plaza.;
- iii) Alan Mizzi – is a director of Alf. Mizzi & Sons Ltd, which company is a shareholder of Plaza;
- iv) Brian R. Mizzi – is a director of Mizzi Organisation Limited (formerly Mizzi Holdings Limited), which company is a shareholder of Plaza;
- v) Etienne Sciberras – is a senior officer of Mapfre MSV Life p.l.c., which company is a shareholder of Plaza.

The only relationship that could impact the independence of the non-executive Directors refers to their status as directors or senior officers of other entities that are shareholders of Plaza.

None of the non-executive Directors:

- (a) are or have been employed in any capacity by Plaza;
- (b) receive significant additional remuneration from Plaza;
- (c) have close family ties with any of the executive members of the Board;
- (d) have been within the last three years an engagement partner or a member of the audit team of the present or past external auditor of Plaza; and
- (e) have a significant business relationship with Plaza.

Corporate Governance - Statement of compliance - continued

3. Compliance with the Code - continued

In terms of Code Provision 3.4, each non-executive director has declared in writing to the Board that he / she undertakes:

- to maintain in all circumstances his/her independence of analysis, decision and action;
- not to seek or accept any unreasonable advantages that could be considered as compromising his/her independence; and
- to clearly express his/her opposition in the event that he/she finds that a decision of the Board may harm Plaza.

Principle Four: The Responsibilities of the Board

In terms of Principle Four, it is the Board's responsibility to ensure a system of accountability, monitoring, strategy formulation and policy development.

The Executive Committee

Whilst these are matters which are reserved for the Board to determine, the Board believes that this responsibility includes the appropriate delegation of authority, and accountability for Plaza's day to day business, to the Executive Committee in a manner that is designed to provide high levels of comfort to the Directors that there is proper monitoring and accountability apart from the appropriate implementation of policy. The Executive Committee operates under its formal Terms of Reference. Matters relating to administration, finance and strategy are, however, discussed at Board level.

During 2017, the Executive Committee was composed of the following members:

Mr. Charles J. Farrugia – the Chairman of Plaza and of the Committee;
Mr. Lionel A. Lapira – the CEO (until 29 December 2017); and
Mr. Gerald J. Zammit – Director.

The Executive Committee has met 6 times during the year under review (2016: 4).

The Audit Committee

Plaza has established an Audit Committee in line with the requirements of the Listing Rules whose principal role is the monitoring of internal systems and control. Unlike the provisions of the Code, which are not mandatory in nature, the Directors acknowledge that the requirement of having an Audit Committee in place is an obligation under the Listing Rules. The members of the Audit Committee for the year under review were Mr. Etienne Sciberras (Chairman of the Audit Committee), Prof. Emanuel P. Delia and Mr. Brian R. Mizzi (who replaced Mr. Gerald J. Zammit with effect from 9 March 2017 in order to comply with the requirements of Listing Rule 5.117). The Directors believe that Mr. Etienne Sciberras is independent and competent in accounting and/or auditing in terms of Listing Rule 5.117. The Directors believe that Mr. Etienne Sciberras satisfies the independence criteria as he is independent within the meaning of the Code as explained above in this Statement. Furthermore, Mr. Sciberras is also competent in accounting/auditing given his extensive experience in the financial services sector and has the necessary skills to undertake the responsibilities required of him.

The terms of reference, approved by the Board, are modelled on the recommendations of the Listing Rules.

Corporate Governance - Statement of compliance - continued

3. Compliance with the Code - continued

They include, *inter alia*, the responsibility of reviewing the financial reporting process and policies, the system of internal control and management of financial risk, the audit process, any transactions with related parties and Plaza's process for monitoring compliance with laws and regulations. The external auditors are invited to attend specific meetings of the Audit Committee and are entitled to convene a meeting if they consider that it is necessary.

When the Audit Committee's monitoring and review activities reveal cause for concern or scope for improvement, it shall make recommendations to the Board on the action needed to address the issue or make improvements.

In the period under review, the Audit Committee met 6 times (2016: 4).

The role of the Board is exercised in a manner designed to ensure that it can function independently of management and effectively supervises the operations of Plaza. Each Board meeting is presented with a report by the CEO. Such report regularly includes: (i) Plaza's management accounts circulated monthly to each Director; (ii) a management commentary on the results and on relevant events and decisions; and (iii) background information on any matter requiring the approval of the Board.

In fulfilling its mandate, the Board assumes responsibility to:

- a) Establish appropriate corporate governance standards;
- b) Review, evaluate and approve, on a regular basis, long-term plans for Plaza;
- c) Review, evaluate and approve Plaza's budgets and forecasts;
- d) Review, evaluate and approve major resource allocations and capital investments;
- e) Review the financial and operating results of Plaza;
- f) Ensure appropriate policies and procedures are in place to manage risks and internal control;
- g) Review, evaluate and approve the overall corporate organisation structure, the assignment of management responsibilities and plans for senior management development including succession;
- h) Review, evaluate and approve compensation to senior management; and
- i) Review periodically Plaza's objectives and policies relating to social, health and safety and environmental responsibilities.

The Board does not consider it necessary to constitute separate committees to deal, *inter alia*, with item (h) above, as might be appropriate in a larger company. In ensuring compliance with other statutory requirements and with continuing listing obligations, the Board is advised directly, as appropriate, by its appointed broker, legal advisor and other advisors.

As part of succession planning, the Board and CEO ensure that Plaza implements appropriate schemes to recruit, retain and motivate employees and senior management.

Directors are entitled to seek independent professional advice at any time on any aspect of their duties and responsibilities, at Plaza's expense.

During the financial year under review, the Board held 8 meetings (2016: 11).

Corporate Governance - Statement of compliance - continued

3. Compliance with the Code - continued

Principle Five: Board Meetings

The Board believes that it complies fully with the requirements of this principle and the relative Code Provisions, in that it has systems in place to ensure the reasonable notice of meetings of the Board and the circulation of discussion papers in advance of meetings so as to provide adequate time to Directors to prepare themselves for such meetings. Minutes are prepared during Board meetings recording faithfully attendance, discussions and resolutions. These minutes are subsequently circulated to all directors as soon as practicable after the meeting.

The Board meets as often and as frequently required in line with the nature and demands of the business of Plaza. Directors attend meetings on a frequent and regular basis and dedicate the necessary time and attention to their duties as directors of Plaza.

The following is the attendance at board meetings of each of the Directors during 2017:

Mr. Charles J. Farrugia - Chairman	8
Mr. David G. Curmi	4
Prof. Emanuel P. Delia	8
Mr. Alan Mizzi	5
Mr. Brian R. Mizzi	6
Mr. Etienne Sciberras	7
Mr. Gerald J. Zammit	8

The Chairman ensures that all relevant issues are on the agenda supported by all available information, whilst encouraging the presentation of views pertinent to the subject matter and giving all directors every opportunity to contribute to relevant issues on the agenda. The agenda on the Board strikes a balance between long-term strategic and short-term performance issues.

Principle Six: Information and Professional Development

The Board believes that this principle has been duly complied with for the period under review. The CEO is appointed by the Directors and enjoys the full confidence of the Board. The Board actively participates in the appointment of senior management and ensures that there is adequate training in Plaza for directors, management and employees. The Board ensures that all directors are supplied with precise, timely and clear information so that they can effectively contribute to board decisions and in line with the high standards expected of them.

As part of succession planning and employee retention, the Board and CEO ensure that Plaza implements appropriate schemes to recruit, retain and motivate employees and senior management and keep a high morale amongst employees.

Corporate Governance - Statement of compliance - continued

3. Compliance with the Code - continued

Principle Seven: Evaluation of the Board's performance

Over the period under review it is the Board's opinion that all members of the Board, individually and collectively, have contributed in line with the required levels of diligence and skill. In addition, the Board believes that its current composition endows the Board with a cross-section of skills and experience and achieves the appropriate balance required for it to function effectively. During the year, the Directors carried out a self evaluation performance analysis, including the Chairman and the CEO. The results of this analysis did not require any material changes in Plaza's corporate governance structure.

Principle Eight: Committees

Principle Eight A of the Code deals with the establishment of a Remuneration Committee for Plaza aimed at developing policies on remuneration for Directors and senior executives and devising appropriate remuneration packages.

The Board has established a remuneration policy for Directors and senior executives, underpinned by formal and transparent procedures for the development of such a policy and the establishment of the remuneration packages of individual Directors.

The Board notes that the organisational set-up of Plaza consists of 13 employees, of whom 1 is considered to be a senior officer. The size of its human resource does not, in the opinion of the Directors, warrant the establishment of an *ad hoc* Remuneration Committee. Remuneration policies have therefore been retained within the remit of the Board itself. The Directors of Plaza are entitled to a variable bonus which is dependant on the performance of the Group and which is calculated through an objective and automatic formula, being: (5 x Outperformance) x base remuneration of the directors, where the term 'Outperformance' refers to the percentage by which the profits before tax of Plaza registered for a particular financial year exceed 105% of the profits before tax registered by Plaza for the relative previous year, in both cases, in accordance with the audited financial statements of Plaza for the respective years. In no case shall the total bonuses payable exceed €70,000. Further, the senior officer is entitled to a cash performance bonus, which varies in line with improvements in Plaza's profitability and which is subject to the review of the Board. No such bonus was paid during the year under review.

The aggregate amount of remuneration paid to all Directors of Plaza was €69,832 during 2017 and each Director received an annual remuneration of €7,200. The aggregate amount of remuneration paid to all Directors also includes the amount of €3,900, received by each of the three directors who sit on the Audit Committee, amounting in total to €11,700 as an annual Audit Committee remuneration. The aggregate amount of remuneration paid to all Directors also includes the amount of €3,900 received by each of the two directors who sit on the Executive Committee, amounting in total to €7,800 as an annual Executive Committee remuneration. The Board deems the disclosure of the total emoluments received by the senior officer as commercially sensitive and is hence availing itself of the exemption pursuant to Code Provision 8.A.6.

Principle Eight B of the Code deals with the requirement of a formal and transparent procedure for the appointment of Directors.

The Board believes that the main principle has been duly complied with, in that it is the Articles of Association themselves that establish a formal and transparent procedure for the appointment of Directors. The Company has however not established a Nominations Committee as suggested by the Code.

Corporate Governance - Statement of compliance - continued

3. Compliance with the Code - continued

Principles Nine and Ten: Relations with Shareholders and with the Market, and Institutional Shareholders

The Board serves the legitimate interests of Plaza, accounts to shareholders fully and ensures that Plaza communicates with the market effectively through a number of company announcements that it published, informing the market of significant events happening within Plaza. The Board notes that the reaction of market participants to Plaza's communication strategy of important events has been positive.

Plaza will soon be holding its 18th Annual General Meeting where the Board intends to communicate directly with shareholders on the performance of Plaza over the last financial year and to inform shareholders of the challenges that lie ahead.

Business at Plaza's Annual General Meeting covers the approval of the Annual Report and Audited Financial Statements, the declaration of a dividend, if any, the election of Directors, the determination of the maximum aggregate emoluments that may be paid to Directors, the appointment of auditors and the authorisation of the Directors to set the auditors' remuneration.

Apart from the Annual General Meeting, Plaza intends to continue with its active communication strategy in the market, and shall accordingly continue to communicate with its shareholders and the market by way of the Annual Report and Audited Financial Statements, by publishing its results on a six-monthly basis during the year, and by way of company announcements to the market in general. Plaza recognises the importance of maintaining a dialogue with the market to ensure that its strategies and performance are well understood and disclosed to the market in a timely manner. Plaza's website (www.plaza-shopping.com) also contains information about Plaza and its business, which is a source of further information to the market.

Plaza's Articles of Association allow minority shareholders to call special meetings on matters of importance to Plaza, provided that the minimum threshold of ownership established in the Articles of Association is met.

Principle Eleven: Conflicts of Interest

It is the practice of the Board that when a potential conflict of interest arises in connection with any transaction or other matter, the potential conflict of interest is declared so that steps may be taken to ensure that such items are appropriately addressed. The steps taken will depend on the circumstances of the particular case, and may include the setting up of *ad-hoc* committees of independent Directors that would assist and monitor management as appropriate in the execution of specific transactions. By virtue of the Memorandum and Articles of Association, the Directors are obliged to keep the Board advised, on an ongoing basis, of any interest that could potentially conflict with that of Plaza. The Board member concerned shall not take part in the assessment by the Board as to whether a conflict of interest exists. A director shall not vote in respect of any contract, arrangement, transaction or proposal in which he has material interest in accordance with the Memorandum and Articles of Association. The Board believes that this is a procedure that achieves compliance with both the letter and rationale of principle eleven.

Corporate Governance - Statement of compliance - continued

3. Compliance with the Code - continued

Commercial relationships between Plaza and other companies with common Directors and shareholders may include the purchase of supplies and services, and the letting of outlets. Such contracts are entered into in the ordinary course of business and terms and conditions of new contracts negotiated are reviewed by Plaza's Audit Committee. During the financial year under review, these contracts included: supplies and services of €5,400 (2016: €36,543) and income from lettings and premia of €199,204 (2016: €168,834). Furthermore, during 2016 Plaza's wholly owned subsidiary obtained new banking facilities from APS Bank Limited who, at the time, shared a common non-executive director. Whilst these same facilities remain in place, it is noted that the common non-executive director resigned from his position at APS Bank Limited on 27 July 2017. Other related party transactions as defined by IAS 24 are disclosed in Note 29 to the financial statements.

As at the date of this Statement, the interests of the Directors in the shares of Plaza, including indirect shareholdings through other companies, were as follows:

- Alan Mizzi has an indirect interest in the share capital of Plaza by virtue of his ultimate effective holding of 16.18% shares in Alf. Mizzi & Sons Ltd that holds a 7.85% shareholding in Plaza Centres p.l.c.
- Brian Mizzi has an indirect interest in the share capital of Plaza by virtue of his ultimate effective holding of 8.33% shares in Mizzi Organisation Limited that holds an 8.18% shareholding in Plaza Centres p.l.c.
- Charles J. Farrugia has a direct interest in the share capital of Plaza by virtue of his holding of 0.08% shares in Plaza Centres p.l.c.
- Gerald J. Zammit has a direct interest in the share capital of Plaza by virtue of his holding of 0.01% shares in Plaza Centres p.l.c.

Principle Twelve: Corporate Social Responsibility

The Directors are committed to high standards of ethical conduct and to contribute to the development of the well-being of employees and their families as well as the local community and society at large.

4. Non-Compliance with the Code

The Directors set out below the Code Provisions with which they do not comply and an explanation as to the reasons for such non-compliance:

Code Provision	Explanation
2.1	Although the posts of the Chairman and the Chief Executive Officer are occupied by different individuals in line with Code Provision 2.1, the division of their responsibilities has not been set out in writing. Nevertheless, the Board feels that there is significant experience and practice that determines the two roles. Since 29 December 2017 the position of Chairman and CEO has been merged following the sad demise of Mr. Lionel Lapira (then CEO), when the Board decided that as an interim measure until a suitable candidate for the position of CEO is found, the Chairman ought to take on the executive functions of CEO.

Corporate Governance - Statement of compliance - continued

4. Non-Compliance with the Code - continued

Code Provision	Explanation
2.3	With respect to Code Provision 2.3, the Board notes that the Chairman is also a member of the Executive Committee. However, the Board is of the view that this function of the Chairman does not impinge on his ability to bring to bear independent judgement to the Board.
4.2	The Board has not formally developed a succession policy for the future composition of the Board of Directors as recommended by Code Provision 4.2.7. In practice, however, the Board and CEO are actively engaged in succession planning and in ensuring that appropriate schemes to recruit, retain and motivate employees and senior management are in place.
4.3	For the purposes of Code Provision 4.3, the Board reports that although information sessions were not organised for Directors within the period under review, during its meetings the Board regularly discusses Plaza's operations and prospects, the skills and competence of senior management, the general business environment and the Board's expectations.
6.4	With respect to Code Provision 6.4, the Board notes that professional development sessions were not organised for the period under review.
7.1	The Board has not appointed a committee for the purpose of undertaking an evaluation of the Board's performance in accordance with the requirements of Code Provision 7.1. The Board believes that the size of Plaza and the Board itself does not warrant the establishment of a committee specifically for the purpose of carrying out a performance evaluation of its role. Whilst the requirement under Code Provision 7.1 might be useful in the context of larger companies having a more complex set-up and a larger Board, the size of Plaza's Board is such that it should enable it to evaluate its own performance without the requirement of setting up an <i>ad-hoc</i> committee for this purpose. The Board shall retain this matter under review over the coming year.
8A	The Board has not appointed a Remuneration Committee in line with Code Provision 8A, particularly in light of the objectivity with which variable remuneration is computed. Variable remuneration payable to Directors is subject to a cap and is computed on the basis of a simple, automatic formula, which, in the Board's view, does not necessitate the establishment of a separate Remuneration Committee. Variable remuneration for Directors has only been introduced during 2017 and the Board thus intends to keep under review the utility and possible benefits of having a Remuneration Committee in due course.

Corporate Governance - Statement of compliance - continued

4. Non-Compliance with the Code - continued

Code Provision	Explanation
8B	The Board has not appointed a Nominations Committee in line with Code Provision 8B, particularly in the light of the specific manner in which the Articles of Association require that Directors be appointed by a shareholding qualification to the Board. The Board believes that the current Articles of Association do not allow the Board itself to make any recommendations to the shareholders for appointments of Directors and that if this function were to be undertaken by the Board itself or a Nominations Committee, they would only be able to make a non-binding recommendation to the shareholders having the necessary qualification to appoint Directors pursuant to the Articles of Association. The Board, however, intends to keep under review the utility and possible advantages of having a Nominations Committee and following an evaluation may, if the need arises, make recommendations to the shareholders for a change to the Articles of Association.
9.3	There are no procedures in place within Plaza for the resolution of conflicts between minority and controlling shareholders, nor does the Memorandum and Articles of Association contemplate any mechanism for arbitration in these instances. This is mitigated by ongoing open dialogue between executive management and non-executive Directors of Plaza, to ensure that such conflicts do not arise and if they do are effectively managed.
9.4	Plaza does not have a policy in place to allow minority shareholders to present an issue to the Board.

5. Internal control

The Board is ultimately responsible for Plaza's system of internal controls and for reviewing its effectiveness. Such a system is designed to manage rather than eliminate risk to achieve business objectives, and can provide only reasonable, and not absolute, assurance against normal business risks or loss.

Through the Audit Committee, the Board reviews the effectiveness of Plaza's system of internal controls.

The key features of Plaza's system of internal control are as follows:

Organisation

Plaza operates through the CEO and Executive Committee with clear reporting lines and delegation of powers.

Corporate Governance - Statement of compliance - continued

5. Internal control - continued

Control Environment

Plaza is committed to the highest standards of business conduct and seeks to maintain these standards across all its operations. Company policies and employee procedures are in place for the reporting and resolution of improper activities.

Plaza has an appropriate organisational structure for planning, executing, controlling and monitoring business operations in order to achieve its objectives.

Risk Identification

Management is responsible for the identification and evaluation of key risks applicable to their respective areas of business.

6. General meetings

The general meeting is the highest decision making body of Plaza and is regulated by Plaza's Articles of Association. All shareholders registered on the register of members of Plaza on a particular record date are entitled to attend and vote at general meetings. A general meeting is called by twenty-one (21) days' notice.

At an Annual General Meeting what is termed as "ordinary business" is transacted, namely, the declaration of a dividend, the consideration of the financial statements and the reports of the Directors and the auditors, the election of Directors, the appointment of auditors and the fixing of remuneration of Directors and auditors. Other business which may be transacted at a general meeting (including at the Annual General Meeting) will be dealt with as "Special Business".

Voting at any general meeting takes place by a show of hands or a poll where this is demanded. Subject to any rights or restrictions for the time being attached to any class or classes of shares, on a show of hands each shareholder is entitled to one vote and on a poll each shareholder is entitled to one vote for each share carrying voting rights of which he is a holder. Shareholders who cannot participate in the general meeting may appoint a proxy by written or electronic notification to Plaza. Appointed proxy holders enjoy the same rights to participate in the general meeting as those to which the shareholder they represent is entitled. Every shareholder represented in person or by proxy is entitled to ask questions which are pertinent and related to the items on the agenda of the general meeting and to have such questions answered by the Directors or such persons as the Directors may delegate for such person.

The Directors' statement of responsibilities for preparing the financial statements is set out on pages 4 and 5.

The information required by Listing Rule 5.97.5, where applicable for Plaza, is found in the Directors' Report.

Approved by the Board of Directors on 20 March 2018 and signed on its behalf by:



Charles J. Farrugia
Chairman



Etienne Sciberras
Director



Independent auditor's report

To the Shareholders of Plaza Centres p.l.c.

Report on the audit of the financial statements

Our opinion

In our opinion:

- Plaza Centres p.l.c.'s Group financial statements and Parent Company financial statements (the "financial statements") give a true and fair view of the Group's and the Parent Company's financial position as at 31 December 2017, and of the Group's and the Parent Company's financial performance and cash flows for the year then ended in accordance with International Financial Reporting Standards ('IFRSs') as adopted by the EU; and
- The financial statements have been prepared in accordance with the requirements of the Maltese Companies Act (Cap. 386).

Our opinion is consistent with our additional report to the Audit Committee.

What we have audited

Plaza Centres p.l.c.'s financial statements, set out on pages 25 to 61, comprise:

- the Consolidated and Parent Company statements of financial position as at 31 December 2017;
- the Consolidated and Parent Company income statements and statements of comprehensive income for the year then ended;
- the Consolidated and Parent Company statements of changes in equity for the year then ended;
- the Consolidated and Parent Company statements of cash flows for the year then ended; and
- the notes to the financial statements, which include a summary of significant accounting policies.

Basis for opinion

We conducted our audit in accordance with International Standards on Auditing (ISAs). Our responsibilities under those standards are further described in the *Auditor's Responsibilities for the Audit of the Financial Statements* section of our report.

We believe that the audit evidence we have obtained is sufficient and appropriate to provide a basis for our opinion.

Independence

We are independent of the Group and the Parent Company in accordance with the International Ethics Standards Board for Accountants' Code of Ethics for Professional Accountants (IESBA Code) together with the ethical requirements of the Accountancy Profession (Code of Ethics for Warrant Holders) Directive issued in terms of the Accountancy Profession Act (Cap. 281) that are relevant to our audit of the financial statements in Malta. We have fulfilled our other ethical responsibilities in accordance with the IESBA Code.

To the best of our knowledge and belief, we declare that non-audit services that we have provided to the Parent Company and its subsidiary are in accordance with the applicable law and regulations in Malta and that we have not provided non-audit services that are prohibited under Article 18A of the Accountancy Profession Act (Cap. 281).

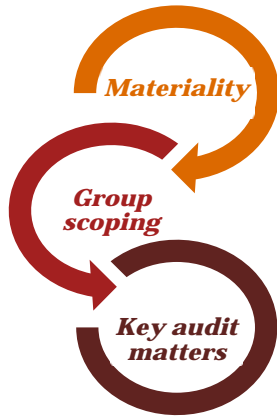
The non-audit services that we have provided to the Group and its subsidiary, in the period from 1 January 2017 to 31 December 2017, are disclosed in Note 17 to the financial statements.

Independent auditor's report - continued

To the Shareholders of Plaza Centres p.l.c.

Our audit approach

Overview



Overall Group materiality: €85,000, which represents 5% of profit before tax.

The audit carried out by the group engagement team covered the two components within the Group (being the parent and its only wholly owned subsidiary).

Valuation of property, plant and equipment.

As part of designing our audit, we determined materiality and assessed the risks of material misstatement in the financial statements. In particular, we considered where the directors made subjective judgements; for example, in respect of significant accounting estimates that involved making assumptions and considering future events that are inherently uncertain. As in all of our audits, we also addressed the risk of management override of internal controls, including among other matters consideration of whether there was evidence of bias that represented a risk of material misstatement due to fraud.

Materiality

The scope of our audit was influenced by our application of materiality. An audit is designed to obtain reasonable assurance whether the financial statements are free from material misstatement. Misstatements may arise due to fraud or error. They are considered material if individually or in aggregate, they could reasonably be expected to influence the economic decisions of users taken on the basis of the financial statements.

Based on our professional judgement, we determined certain quantitative thresholds for materiality, including the overall group materiality for the consolidated financial statements as a whole as set out in the table below. These, together with qualitative considerations, helped us to determine the scope of our audit and the nature, timing and extent of our audit procedures and to evaluate the effect of misstatements, both individually and in aggregate on the financial statements as a whole.

Overall group materiality	€85,000 (2016: €83,000)
How we determined it	5% of profit before tax
Rationale for the materiality benchmark applied	We chose profit before tax as the benchmark because, in our view, it is the metric against which the performance of the Group is most commonly measured and is a generally accepted benchmark. We chose 5%, which is within the range of acceptable quantitative materiality thresholds in auditing standards.



Independent auditor's report - continued

To the Shareholders of Plaza Centres p.l.c.

We agreed with the Audit Committee that we would report to them misstatements identified during our audit above €8,500 as well as misstatements below that amount that, in our view, warranted reporting for qualitative reasons.

Key audit matters

Key audit matters are those matters that, in our professional judgement, were of most significance in our audit of the financial statements of the current period. These matters were addressed in the context of our audit of the financial statements as a whole, and in forming our opinion thereon, and we do not provide a separate opinion on these matters.

Key audit matter	How our audit addressed the Key audit matter
<p><i>Valuation of property, plant and equipment (Note 4), relating to the Group and the Parent Company</i></p> <p>The Group's property comprises of two sites, the Plaza Shopping and Commercial Centre and the Tigne Place Commercial Property, having an aggregate value of €44 million. Both properties, which lease units primarily for either office and retail activity, were revalued as at 31 December 2017 by an independent professionally qualified valuer.</p> <p>As explained in Note 4 to the financial statements, the valuations for Plaza and Tigne Place were determined using the discounted cash flow approach and the capitalised rent approach respectively. The most significant estimates and judgements affecting these valuations include the projected pre-tax cash flows or rental income, the growth rates and the discount/capitalisation rates.</p> <p>Following the valuation assessment performed by the independent architect:</p> <ul style="list-style-type: none"> - a revaluation surplus of €1.1 million was recognised in relation to the Plaza property; - the Tigne Place property's fair value established by the architect was not materially different from the carrying amount and accordingly no adjustment was required. <p>We focused on this area because of the significance of the carrying value of the properties in the consolidated and parent company statements of financial position and the judgemental nature of the assumptions used in the valuation model.</p>	<p>We reviewed the valuation reports and discussed the reports with the valuer and confirmed that the valuation approaches used were in accordance with professional valuation standards.</p> <p>We agreed the property information in the valuation to the underlying property records held by the Group.</p> <p>We tested the data inputs, including the rental income streams and the contracted rental inflation adjustments by agreeing them to supporting rental agreements.</p> <p>We also engaged our in-house valuation experts to assess the appropriateness of the fair values, particularly by understanding the methodology and assumptions being used, testing the accuracy of the workings within the valuation model and challenging the assumptions used by the valuer.</p> <p>We discussed the valuations with the Audit Committee and concluded, based on our audit work, that the Group's property valuations were within an acceptable range of values.</p>



Independent auditor's report - continued

To the Shareholders of Plaza Centres p.l.c.

How we tailored our group audit scope

The Group is composed of two components: Plaza Centres p.l.c. (the parent company) and Tigne Place Limited (its wholly owned subsidiary). Tigne Place Limited was set up on 8 July 2016 and the underlying property of this subsidiary was acquired towards the end of September 2016. We tailored the scope of our audit in order to perform sufficient work on both components to enable us to provide an opinion on the consolidated financial statements as a whole, taking into account the structure of the Group, the accounting processes and controls, and the industry in which the Group operates.

The group audit team performed all of this work by applying the overall Group materiality, together with additional procedures performed on the consolidation. This gave us sufficient appropriate audit evidence for our opinion on the Group financial statements as a whole.

Other information

The directors are responsible for the other information. The other information comprises the chairman's statement and the directors' report (but does not include the financial statements and our auditor's report thereon).

Our opinion on the financial statements does not cover the other information, including the directors' report.

In connection with our audit of the financial statements, our responsibility is to read the other information identified above and, in doing so, consider whether the other information is materially inconsistent with the financial statements or our knowledge obtained in the audit, or otherwise appears to be materially misstated.

With respect to the directors' report, we also considered whether the directors' report includes the disclosures required by Article 177 of the Maltese Companies Act (Cap. 386).

Based on the work we have performed, in our opinion:

- The information given in the directors' report for the financial year for which the financial statements are prepared is consistent with the financial statements; and
- the directors' report has been prepared in accordance with the Maltese Companies Act (Cap. 386).

In addition, in light of the knowledge and understanding of the entity and its environment obtained in the course of the audit, we are required to report if we have identified material misstatements in the directors' report and other information that we obtained prior to the date of this auditor's report. We have nothing to report in this regard.

Responsibilities of the directors and those charged with governance for the financial statements

The directors are responsible for the preparation of financial statements that give a true and fair view in accordance with IFRSs as adopted by the EU and the requirements of the Maltese Companies Act (Cap. 386), and for such internal control as the directors determine is necessary to enable the preparation of financial statements that are free from material misstatement, whether due to fraud or error.



Independent auditor's report - continued

To the Shareholders of Plaza Centres p.l.c.

In preparing the financial statements, the directors are responsible for assessing the Group's and the Parent Company's ability to continue as a going concern, disclosing, as applicable, matters related to going concern and using the going concern basis of accounting unless the directors either intend to liquidate the Group or the Parent Company or to cease operations, or have no realistic alternative but to do so.

Those charged with governance are responsible for overseeing the Group's financial reporting process.

Auditor's responsibilities for the audit of the financial statements

Our objectives are to obtain reasonable assurance about whether the financial statements as a whole are free from material misstatement, whether due to fraud or error, and to issue an auditor's report that includes our opinion. Reasonable assurance is a high level of assurance, but is not a guarantee that an audit conducted in accordance with ISAs will always detect a material misstatement when it exists. Misstatements can arise from fraud or error and are considered material if, individually or in the aggregate, they could reasonably be expected to influence the economic decisions of users taken on the basis of these financial statements.

As part of an audit in accordance with ISAs, we exercise professional judgement and maintain professional scepticism throughout the audit. We also:

- Identify and assess the risks of material misstatement of the financial statements, whether due to fraud or error, design and perform audit procedures responsive to those risks, and obtain audit evidence that is sufficient and appropriate to provide a basis for our opinion. The risk of not detecting a material misstatement resulting from fraud is higher than for one resulting from error, as fraud may involve collusion, forgery, intentional omissions, misrepresentations, or the override of internal control.
- Obtain an understanding of internal control relevant to the audit in order to design audit procedures that are appropriate in the circumstances, but not for the purpose of expressing an opinion on the effectiveness of the Group's and the Parent Company's internal control.
- Evaluate the appropriateness of accounting policies used and the reasonableness of accounting estimates and related disclosures made by the directors.
- Conclude on the appropriateness of the directors' use of the going concern basis of accounting and, based on the audit evidence obtained, whether a material uncertainty exists related to events or conditions that may cast significant doubt on the Group's or the Parent Company's ability to continue as a going concern. If we conclude that a material uncertainty exists, we are required to draw attention in our auditor's report to the related disclosures in the financial statements or, if such disclosures are inadequate, to modify our opinion. Our conclusions are based on the audit evidence obtained up to the date of our auditor's report. However, future events or conditions may cause the Group or the Parent Company to cease to continue as a going concern.
- Evaluate the overall presentation, structure and content of the financial statements, including the disclosures, and whether the financial statements represent the underlying transactions and events in a manner that achieves fair presentation.
- Obtain sufficient appropriate audit evidence regarding the financial information of the entities or business activities within the Group to express an opinion on the consolidated financial statements. We are responsible for the direction, supervision and performance of the group audit. We remain solely responsible for our audit opinion.

We communicate with those charged with governance regarding, among other matters, the planned scope and timing of the audit and significant audit findings, including any significant deficiencies in internal control that we identify during our audit.



Independent auditor's report - continued

To the Shareholders of Plaza Centres p.l.c.

We also provide those charged with governance with a statement that we have complied with relevant ethical requirements regarding independence, and to communicate with them all relationships and other matters that may reasonably be thought to bear on our independence, and where applicable, related safeguards.

From the matters communicated with those charged with governance, we determine those matters that were of most significance in the audit of the financial statements of the current period and are therefore the key audit matters. We describe these matters in our auditor's report unless law or regulation precludes public disclosure about the matter or when, in extremely rare circumstances, we determine that a matter should not be communicated in our report because the adverse consequences of doing so would reasonably be expected to outweigh the public interest benefits of such communication.

Report on other legal and regulatory requirements

Report on the statement of compliance with the Principles of Good Corporate Governance

The Listing Rules issued by the Malta Listing Authority require the directors to prepare and include in their Annual Report a Statement of Compliance providing an explanation of the extent to which they have adopted the Code of Principles of Good Corporate Governance and the effective measures that they have taken to ensure compliance throughout the accounting period with those Principles.

The Listing Rules also require the auditor to include a report on the Statement of Compliance prepared by the directors.

We read the Statement of Compliance and consider the implications for our report if we become aware of any apparent misstatements or material inconsistencies with the financial statements included in the Annual Report. Our responsibilities do not extend to considering whether this statement is consistent with any other information included in the Annual Report.

We are not required to, and we do not, consider whether the Board's statements on internal control included in the Statement of Compliance cover all risks and controls, or form an opinion on the effectiveness of the Parent Company's corporate governance procedures or its risk and control procedures.

In our opinion, the Statement of Compliance set out on pages 6 to 17 has been properly prepared in accordance with the requirements of the Listing Rules issued by the Malta Listing Authority.



Independent auditor's report - continued

To the Shareholders of Plaza Centres p.l.c.

Other matters on which we are required to report by exception

We also have responsibilities:

- under the Maltese Companies Act (Cap. 386) to report to you if, in our opinion:
 - Adequate accounting records have not been kept, or that returns adequate for our audit have not been received from branches not visited by us.
 - The financial statements are not in agreement with the accounting records and returns.
 - We have not received all the information and explanations we require for our audit.
 - Certain disclosures of directors' remuneration specified by law are not made in the financial statements, giving the required particulars in our report.

- under the Listing Rules to review the statement made by the directors that the business is a going concern together with supporting assumptions or qualifications as necessary.

We have nothing to report to you in respect of these responsibilities.

Appointment

We were first appointed as auditors of the Parent Company for the financial year ended 31 December 1978. Our appointment has been renewed annually by shareholder resolution representing a total period of uninterrupted engagement appointment of 40 years. The Parent Company became listed on a regulated market on 6 June 2000.

PricewaterhouseCoopers

78, Mill Street
Qormi
Malta

A handwritten signature in black ink, appearing to read 'Lucienne Pace Ross', written in a cursive style.

Lucienne Pace Ross
Partner


20 March 2018

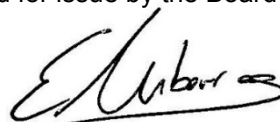
Statements of financial position

		As at 31 December			
Notes	Group		Company		
	2017 €	2016 €	2017 €	2016 €	
ASSETS					
Non-current assets					
Property, plant and equipment	4	43,835,591	42,667,266	34,000,000	33,000,000
Investment in subsidiary	5	-	-	100,000	100,000
Loans receivable	6	-	-	5,261,363	5,063,754
Total non-current assets		43,835,591	42,667,266	39,361,363	38,163,754
Current assets					
Trade and other receivables	7	269,131	310,270	515,763	329,656
Available-for-sale financial assets	8	56,000	-	56,000	-
Current tax assets		217,559	181,013	217,559	181,013
Cash and cash equivalents	9	503,400	265,644	256,817	210,523
Total current assets		1,046,090	756,927	1,046,139	721,192
Total assets		44,881,681	43,424,193	40,407,502	38,884,946
EQUITY AND LIABILITIES					
Capital and reserves					
Share capital	10	5,648,400	5,648,400	5,648,400	5,648,400
Share premium	11	3,094,868	3,094,868	3,094,868	3,094,868
Revaluation reserves	12	16,050,702	15,056,600	16,050,702	15,056,600
Retained earnings		2,830,884	2,380,214	2,855,641	2,399,360
Total equity		27,624,854	26,180,082	27,649,611	26,199,228
Non-current liabilities					
Trade and other payables	13	133,930	309,827	133,930	309,827
Borrowings	14	11,961,457	12,323,635	8,339,060	8,320,490
Deferred tax liabilities	15	3,528,884	3,366,719	3,528,884	3,366,719
Total non-current liabilities		15,624,271	16,000,181	12,001,874	11,997,036
Current liabilities					
Trade and other payables	13	1,073,773	842,310	756,017	688,682
Current tax liabilities		47,050	1,409	-	-
Borrowings	14	511,733	400,211	-	-
Total current liabilities		1,632,556	1,243,930	756,017	688,682
Total liabilities		17,256,827	17,244,111	12,757,891	12,685,718
Total equity and liabilities		44,881,681	43,424,193	40,407,502	38,884,946

The notes on pages 31 to 61 are an integral part of these financial statements.

The financial statements on pages 25 to 61 were authorised for issue by the Board on 20 March 2018 and were signed on its behalf by:


Charles J. Farrugia
Chairman


Etienne Sciberras
Director

Income statements

		Year ended 31 December			
		Group		Company	
	Notes	2017 €	2016 €	2017 €	2016 €
Revenue	16	3,275,528	2,729,343	2,697,473	2,588,751
Marketing and maintenance costs	17	(74,843)	(58,279)	(60,376)	(50,975)
Administrative expenses	17	(515,904)	(415,730)	(475,626)	(399,682)
Operating profit before depreciation		2,684,781	2,255,334	2,161,471	2,138,094
Depreciation	17	(505,928)	(366,401)	(357,570)	(341,838)
Operating profit		2,178,853	1,888,933	1,803,901	1,796,256
Investment and other related income	19	31,107	-	31,107	-
Finance income	20	3,938	9,660	220,084	66,180
Finance costs	21	(475,274)	(250,185)	(356,498)	(196,291)
Profit before tax		1,738,624	1,648,408	1,698,594	1,666,145
Tax expense	22	(469,552)	(381,628)	(423,911)	(380,219)
Profit for the year		1,269,072	1,266,780	1,274,683	1,285,926
Earnings per share (cents)	24	4c49	4c49		

The notes on pages 31 to 61 are an integral part of these financial statements.

Statements of comprehensive income

		Year ended 31 December			
		Group		Company	
Notes	2017	2016	2017	2016	
	€	€	€	€	
Profit for the year	1,269,072	1,266,780	1,274,683	1,285,926	
Other comprehensive income:					
<i>Items that will not be reclassified to profit or loss</i>					
Revaluation surplus on land and buildings arising during year, net of deferred tax	12	990,419	1,054,135	990,419	1,054,135
Movement in deferred tax liability on revalued land and buildings determined on the basis applicable to property disposals	12, 15	(1,069)	805	(1,069)	805
<i>Items that may be subsequently reclassified to profit or loss</i>					
Net gains from changes in fair value of available-for-sale financial assets	12	46,138	-	46,138	-
Reclassification adjustments for net gains included in profit or loss upon disposal of available-for-sale financial assets	12	(30,138)	-	(30,138)	-
Total other comprehensive income		1,005,350	1,054,940	1,005,350	1,054,940
Total comprehensive income for the year		2,274,422	2,321,720	2,280,033	2,340,866

The notes on pages 31 to 61 are an integral part of these financial statements.

Statements of changes in equity

Group	Notes	Share capital €	Share premium €	Revaluation reserve €	Retained earnings €	Total equity €
Balance at 1 January 2016		5,648,400	3,094,868	14,012,908	1,910,898	24,667,074
Comprehensive income						
Profit for the year		-	-	-	1,266,780	1,266,780
Other comprehensive income:						
Revaluation surplus on land and buildings arising during year, net of deferred tax	12	-	-	1,054,135	-	1,054,135
Movement in deferred tax liability determined on the basis applicable to property disposals	12, 15	-	-	805	-	805
Depreciation transfer through asset use, net of deferred tax	12, 15	-	-	(11,248)	11,248	-
Total other comprehensive income		-	-	1,043,692	11,248	1,054,940
Total comprehensive income		-	-	1,043,692	1,278,028	2,321,720
Transactions with owners						
Dividends for 2015	25	-	-	-	(808,712)	(808,712)
Balance at 31 December 2016		5,648,400	3,094,868	15,056,600	2,380,214	26,180,082
Comprehensive income						
Profit for the year		-	-	-	1,269,072	1,269,072
Other comprehensive income:						
Revaluation surplus on land and buildings arising during year, net of deferred tax	12	-	-	990,419	-	990,419
Movement in deferred tax liability determined on the basis applicable to property disposals	12, 15	-	-	(1,069)	-	(1,069)
Depreciation transfer through asset use, net of deferred tax	12, 15	-	-	(11,248)	11,248	-
Net gains from changes in fair value of available-for-sale financial assets	12	-	-	46,138	-	46,138
Net gains included in profit or loss upon disposal of available-for-sale financial assets	12	-	-	(30,138)	-	(30,138)
Total other comprehensive income		-	-	994,102	11,248	1,005,350
Total comprehensive income		-	-	994,102	1,280,320	2,274,422
Transactions with owners						
Dividends for 2016	25	-	-	-	(829,650)	(829,650)
Balance at 31 December 2017		5,648,400	3,094,868	16,050,702	2,830,884	27,624,854

Statements of changes in equity - continued

Company	Notes	Share capital €	Share premium €	Revaluation reserve €	Retained earnings €	Total equity €
Balance at 1 January 2016		5,648,400	3,094,868	14,012,908	1,910,898	24,667,074
Comprehensive income						
Profit for the year		-	-	-	1,285,926	1,285,926
Other comprehensive income:						
Revaluation surplus on land and buildings arising during year, net of deferred tax	12	-	-	1,054,135	-	1,054,135
Movement in deferred tax liability determined on the basis applicable to property disposals	12, 15	-	-	805	-	805
Depreciation transfer through asset use, net of deferred tax	12, 15	-	-	(11,248)	11,248	-
Total other comprehensive income		-	-	1,043,692	11,248	1,054,940
Total comprehensive income		-	-	1,043,692	1,278,028	2,321,720
Transactions with owners						
Dividends for 2015	25	-	-	-	(808,712)	(808,712)
Balance at 31 December 2016		5,648,400	3,094,868	15,056,600	2,399,360	26,199,228
Comprehensive income						
Profit for the year		-	-	-	1,274,683	1,274,683
Other comprehensive income:						
Revaluation surplus on land and buildings arising during year, net of deferred tax	12	-	-	990,419	-	990,419
Movement in deferred tax liability determined on the basis applicable to property disposals	12, 15	-	-	(1,069)	-	(1,069)
Depreciation transfer through asset use, net of deferred tax	12, 15	-	-	(11,248)	11,248	-
Net gains from changes in fair value of available-for-sale financial assets	12	-	-	46,138	-	46,138
Net gains included in profit or loss upon disposal of available-for-sale financial assets	12	-	-	(30,138)	-	(30,138)
Total other comprehensive income		-	-	994,102	11,248	1,005,350
Total comprehensive income		-	-	994,102	1,285,931	2,280,033
Transactions with owners						
Dividends for 2016	25	-	-	-	(829,650)	(829,650)
Balance at 31 December 2017		5,648,400	3,094,868	16,050,702	2,855,641	27,649,611

The notes on pages 31 to 61 are an integral part of these financial statements.

Statements of cash flows

		Year ended 31 December			
	Notes	Group 2017 €	2016 €	Company 2017 €	2016 €
Cash flows from operating activities					
Cash generated from operations	26	2,776,036	2,343,840	2,077,498	2,110,106
Interest received		3,938	9,660	3,938	9,660
Interest paid		(451,254)	(190,361)	(332,478)	(136,467)
Income tax paid		(409,407)	(655,827)	(409,407)	(655,827)
Net cash generated from operating activities		1,919,313	1,507,312	1,339,551	1,327,472
Cash flows from investing activities					
Purchase of property, plant and equipment		(573,788)	(9,948,742)	(257,105)	(256,913)
Investment in subsidiary	5	-	-	-	(100,000)
Payments for available-for-sale financial assets	8	(131,850)	-	(131,850)	-
Proceeds from sale of available-for-sale financial assets	8	121,988	-	121,988	-
Loans advanced to subsidiary	6	-	-	(197,609)	(5,063,754)
Dividends received from available-for-sale financial assets	19	969	-	969	-
Net cash used in investing activities		(582,681)	(9,948,742)	(463,607)	(5,420,667)
Cash flows from financing activities					
Proceeds from bank borrowings	14	-	4,500,000	-	-
Repayments of bank borrowings	14	(269,226)	(2,165,816)	-	(2,069,172)
Net proceeds from issuance of bonds	14	-	8,314,300	-	8,314,300
Dividends paid	25	(829,650)	(808,712)	(829,650)	(808,712)
Net cash (used in)/generated from financing activities		(1,098,876)	9,839,772	(829,650)	5,436,416
Net movement in cash and cash equivalents		237,756	1,398,342	46,294	1,343,221
Cash and cash equivalents at beginning of year		265,644	(1,132,698)	210,523	(1,132,698)
Cash and cash equivalents at end of year		503,400	265,644	256,817	210,523

The notes on pages 31 to 61 are an integral part of these financial statements.

Notes to the financial statements

1. Summary of significant accounting policies

The principal accounting policies applied in the preparation of these financial statements are set out below. These policies have been consistently applied to all the years presented, unless otherwise stated.

1.1 Basis of preparation

The consolidated financial statements include the financial statements of Plaza Centres p.l.c. and its subsidiary. These financial statements have been prepared in accordance with International Financial Reporting Standards (IFRSs) as adopted by the EU and the requirements of the Maltese Companies Act (Cap. 386). They have been prepared under the historical cost convention, as modified by the fair valuation of the land and buildings class of property, plant and equipment, and available-for-sale financial assets.

The preparation of financial statements in conformity with IFRSs as adopted by the EU requires the use of certain accounting estimates. It also requires Directors to exercise their judgement in the process of applying the Group's accounting policies (see Note 3 - Critical accounting estimates and judgements).

The Group financial statements for the year ended 31 December 2017 include the results for a full year operational activity for both the Parent Company and its subsidiary. However, during the preceding financial year, the subsidiary commenced its operational activity on 27 September 2016. Accordingly, the comparative amounts for the year ended 31 December 2016 for the Group's income statement, statement of comprehensive income, statement of changes in equity and statement of cash flows, together with their related rates, may not be comparable.

Standards, interpretations and amendments to published standards effective in 2017

In 2017, the Group adopted new standards, amendments and interpretations to existing standards that are mandatory for the Group's accounting period beginning on 1 January 2017. The adoption of these revisions to the requirements of IFRSs as adopted by the EU did not result in substantial changes to the Group's accounting policies.

Standards, interpretations and amendments to published standards that are not yet effective

Certain new standards, amendments and interpretations to existing standards have been published by the date of authorisation for issue of these financial statements but are not mandatory for the Group's current financial period ending 31 December 2017. The Group has not early adopted these revisions to the requirements of IFRSs as adopted by the EU and the assessment of the company's Directors of the impact of the new standards and interpretations that have an impact on the Group is set out below.

IFRS 9 - 'Financial instruments'

IFRS 9, which is effective for accounting periods commencing on 1 January 2018, addresses the classification and measurement of financial assets, and replaces the multiple classification and measurement models in IAS 39 with a single model that has only three classification categories: amortised cost, fair value through Other Comprehensive Income ('OCI') and fair value through profit or loss. Classification under IFRS 9 is driven by the reporting entity's business model for managing the financial assets and the contractual characteristics of the financial assets. Furthermore, there is now a new expected credit losses model that replaces the incurred loss impairment model used in IAS 39. IFRS 9, also addresses the classification and measurement of financial liabilities, and retains the majority of the requirements in IAS 39 in relation to financial liabilities.

1. Summary of significant accounting policies - continued

1.1 Basis of preparation - continued

The Group has reviewed its financial assets and liabilities and is expecting the following impact from the adoption of the new standard on 1 January 2018:

- The Group elected that its equity instruments that are currently classified as available-for-sale will be reclassified to financial assets at fair value through profit or loss (FVPL). Accordingly, the related fair value gains of €16,000 will have to be transferred from the revaluation reserve to retained earnings on 1 January 2018.
- The new impairment model requires the recognition of impairment provisions based on impairment credit losses rather than only incurred credit losses. For the Group, it applies to financial assets classified at amortised cost and lease receivables. Based on the assessments undertaken to date, the Group expects an immaterial increase in the impairment provisions for trade receivables. The assessment mainly considered that the Group does not have a history of bad debts, in view of the fact that it has a strong credit control environment and its receivables at the end of the reporting periods are low and mainly represent invoiced rents in advance. With respect to the loan to subsidiary, in the Parent Company's stand-alone financial statements, the Directors are not expecting a significant increase in the credit risk since initial recognition. The subsidiary has started its operational activity at the end of September 2016 and accordingly it is still considered to be a start-up operation. In their assessment, the Directors also noted that there were no expected declines in rental income streams or increases in operating costs. On this basis, the Company expects an immaterial provision for impairment with respect to the loan to subsidiary.
- There will be no impact on the Group's accounting for financial liabilities.

The new standard also introduces expanded disclosure requirements and changes in presentation with respect to the Group's financial instruments, particularly in the year of the adoption of IFRS 9.

IFRS 16 - 'Leases'

Under IFRS 16, a contract is, or contains, a lease if the contract conveys the right to control the use of an identified asset for a period of time in exchange for consideration. The new standard will result in almost all leases being recognised in the statement of financial position, as the distinction between operating and finance leases is removed. IFRS 16 requires lessees to recognise a lease liability reflecting future lease payments and a 'right-of-use asset' for virtually all lease contracts; an optional exemption is available for certain short-term leases and leases of low-value assets. The standard is effective for annual periods beginning on or after 1 January 2019 and earlier application is permitted.

Where group undertakings within the Plaza Group are the lessors, IFRS 16 will not have any impact in view of the fact that no undertaking sub-leases any parts of its property to other parties. As at 31 December 2017, the Parent Company also had immaterial non-cancellable operating leases as a lessee, which by the time that IFRS 16 will be effective, these would be negligible. Accordingly, IFRS 16 will have an immaterial impact on the Group.

In the opinion of the Parent Company's Directors, there are no other standards that are not yet effective and that would be expected to have a material impact on the Group in the current or future reporting periods and on foreseeable future transactions.

1. Summary of significant accounting policies - continued

1.2 Segment reporting

Operating segments are reported in a manner consistent with the internal reporting provided to the chief operating decision-maker. The chief operating decision-maker, who is responsible for allocating resources and assessing performance of the operating segments has been identified as the Parent Company's Board of Directors that makes strategic decisions. The Board of Directors considers the Group to be made up of one segment, that is to lease, manage and market commercial property.

1.3 Consolidation

Subsidiaries are all entities over which the Group has the power to govern the financial and operating policies generally accompanying a shareholding of more than one half of the voting rights. Subsidiaries are fully consolidated from the date on which control is transferred to the Group. They are de-consolidated from the date that control ceases.

The Group uses the acquisition method of accounting to account for business combinations. The consideration transferred for the acquisition of a subsidiary is the fair values of the assets transferred, the liabilities incurred and the equity interests issued by the Group. Acquisition-related costs are expensed as incurred. Identifiable assets acquired and liabilities and contingent liabilities assumed in a business combination are measured initially at their fair values at the acquisition date. On an acquisition-by-acquisition basis, the Group recognises any non-controlling interest in the acquiree either at fair value or at the non-controlling interest's proportionate share of the acquiree's net assets.

The excess of the consideration transferred, the amount of any non-controlling interest in the acquiree and the acquisition-date fair value of any previous equity interest in the acquiree over the fair value of the identifiable net assets acquired is recorded as goodwill. If this is less than the fair value of the net assets of the subsidiary acquired in the case of a bargain purchase, the difference is recognised directly in profit or loss.

Inter-company transactions, balances and unrealised gains on transactions between group companies are eliminated. Unrealised losses are also eliminated unless the transaction provides evidence of an impairment of the asset transferred. Accounting policies of subsidiaries are changed where necessary to ensure consistency with the policies adopted by the Group.

In the Company's separate financial statements, investments in subsidiaries are accounted for by the cost method of accounting i.e. at cost less impairment. Provisions are recorded where, in the opinion of the Directors, there is an impairment in value. Where there has been an impairment in the value of an investment, it is recognised as an expense in the period in which the diminution is identified. The results of subsidiaries are reflected in the Company's separate financial statements only to the extent of dividends receivable. On disposal of an investment, the difference between the net disposal proceeds and the carrying amount is charged or credited to profit or loss.

1. Summary of significant accounting policies - continued

1.4 Foreign currency translation

(a) Functional and presentation currency

Items included in the financial statements of each of the Group's entities are measured using the currency of the primary economic environment in which the entity operates ('the functional currency'). The consolidated financial statements are presented in euro, which is the Company's functional currency and the Group's presentation currency.

(b) Transactions and balances

Foreign currency transactions are translated into the functional currency using the exchange rates prevailing at the dates of the transactions. Foreign exchange gains and losses resulting from the settlement of such transactions and from the translation at year-end exchange rates of monetary assets and liabilities denominated in foreign currencies are recognised in profit or loss.

1.5 Property, plant and equipment

The Group owns and operates commercial property that is fully serviced and which activity extends beyond the mere leasing out of retail space. The extent of the services provided by the Group is deemed to be significant to the arrangement with the tenants as a whole. Accordingly, the commercial property owned and managed by the Group is treated as property, plant and equipment under the requirements of IAS 16 rather than investment property under IAS 40.

Property, plant and equipment, comprising land and buildings, electrical installations, plant, machinery and equipment, and furniture and fittings are initially recorded at cost. Land and buildings are subsequently shown at market value, based on periodic, but at least triennial valuations by external independent valuers, less subsequent depreciation for buildings. Valuations are carried out on a regular basis such that the carrying amount of property does not differ materially from that which would be determined using fair values at the end of the reporting period. Any accumulated depreciation at the date of revaluation is eliminated against the gross carrying amount of the asset, and the net amount is restated to the revalued amount of the asset. All other property, plant and equipment is stated at historical cost less depreciation. Historical cost includes expenditure that is directly attributable to the acquisition of the items. Borrowing costs which are incurred for the purpose of acquiring or constructing a qualifying asset are capitalised as part of its cost (Note 1.19).

Subsequent costs are included in the asset's carrying amount or recognised as a separate asset, as appropriate, only when it is probable that future economic benefits associated with the item will flow to the Group and the cost of the item can be measured reliably. All other repairs and maintenance are charged to profit or loss during the financial period in which they are incurred.

Increases in the carrying amount arising on revaluation of land and buildings are credited to other comprehensive income and shown as a revaluation reserve in shareholders' equity. Decreases that offset previous increases of the same asset are charged in other comprehensive income and debited against the revaluation reserve directly in equity; all other decreases are charged to profit or loss. Each year the difference between depreciation based on the revalued carrying amount of the asset charged to profit or loss and depreciation based on the asset's original cost, net of any related deferred income taxes, is transferred from the revaluation reserve to retained earnings.

1. Summary of significant accounting policies - continued

1.5 Property, plant and equipment - continued

Land is not depreciated as it is deemed to have an indefinite life. Depreciation on other assets is calculated using the straight-line method to allocate their cost or revalued amount to their residual values over their estimated useful lives, as follows:

Buildings	%
Electrical installations	1 - 10
Plant, machinery and equipment	4
Furniture and fittings	5 - 20
	3.33 - 33.33

Assets in the course of construction are not depreciated.

The assets' residual values and useful lives are reviewed and adjusted if appropriate, at the end of each reporting period.

An asset's carrying amount is written down immediately to its recoverable amount if the asset's carrying amount is greater than its estimated recoverable amount (Note 1.6).

Gains and losses on disposals are determined by comparing proceeds with the carrying amount and are recognised in profit or loss. When revalued assets are sold, the amounts included in the revaluation reserve relating to that asset are transferred to retained earnings.

1.6 Impairment of non-financial assets

Assets that have an indefinite useful life are not subject to depreciation and are tested annually for impairment. Assets that are subject to depreciation are reviewed for impairment whenever events or changes in circumstances indicate that the carrying amount may not be recoverable. An impairment loss is recognised for the amount by which the asset's carrying amount exceeds its recoverable amount. The recoverable amount is the higher of an asset's fair value less costs to sell and value in use. For the purposes of assessing impairment, assets are grouped at the lowest levels for which there are separately identifiable cash flows (cash-generating units). Non-financial assets other than goodwill that suffered impairment are reviewed for possible reversal of the impairment at the end of each reporting period.

1.7 Financial assets

Classification

The Group classifies its financial assets in the following categories: loans and receivables and available-for-sale. The classification depends on the purpose for which the financial assets were acquired. Management determines the classification of its financial assets at initial recognition.

(a) Loans and receivables

Loans and receivables are non-derivative financial assets with fixed or determinable payments that are not quoted in an active market. They arise when group undertakings provide money, goods or services directly to a debtor with no intention of trading the asset. They are included in current assets, except for maturities greater than twelve months after the end of the reporting period. These are classified as non-current assets. The Group's loans and receivables comprise trade and other receivables and cash and cash equivalents in the statement of financial position (Notes 1.9 and 1.10 respectively). The Parent Company's statement of financial position also includes loans receivable (Note 1.8).

1. Summary of significant accounting policies - continued

1.7 Financial assets - continued

(b) Available-for-sale financial assets

Available-for-sale financial assets are non-derivatives that are either designated in this category or not classified in any of the other categories. Investments intended to be held for an indefinite period of time, which may be sold in response to needs for liquidity or changes in interest rates, exchange rates or equity prices are classified as available-for-sale assets. They are included in non-current assets unless the asset matures or management intends to dispose of it within twelve months from the end of the reporting period.

Recognition and measurement

The Group recognises a financial asset in its statement of financial position when it becomes a party to the contractual provisions of the instrument. Regular way purchases and sales of financial assets are recognised on settlement date, which is the date on which an asset is delivered to or by the group undertaking. Any change in fair value for the asset to be received is recognised between the trade date and settlement date in respect of assets which are carried at fair value in accordance with the measurement rules applicable to the respective financial assets.

Financial assets are initially recognised at fair value plus transaction costs for all financial assets not carried at fair value through profit or loss.

Available-for-sale financial assets are subsequently carried at fair value. Loans and receivables are subsequently carried at amortised cost using the effective interest method. Amortised cost is the initial measurement amount adjusted for the amortisation of any difference between the initial and maturity amounts using the effective interest method.

Financial assets are derecognised when the rights to receive cash flows from the assets have expired or have been transferred and the Group has transferred substantially all risks and rewards of ownership or has not retained control of the asset.

Changes in the fair value of monetary assets denominated in a foreign currency and classified as available-for-sale are analysed between translation differences resulting from changes in amortised cost of the asset and other changes in the carrying amount of the asset. The translation differences on monetary assets are recognised in profit or loss; translation differences on non-monetary assets are recognised in other comprehensive income. Changes in the fair value of monetary and non-monetary assets classified as available-for-sale are recognised in other comprehensive income in equity.

The fair values of quoted investments are based on current bid prices. If the market for a financial asset is not active (and for unlisted securities), the group undertaking establishes fair value by using valuation techniques, in most cases by reference to the net asset backing of the investee.

When assets classified as available-for-sale are sold or impaired, the accumulated fair value adjustments recognised in equity are included in profit or loss within 'Investment and other related income'. Dividends on available-for-sale equity instruments are recognised in profit or loss when the group undertaking's right to receive payment is established.

1. Summary of significant accounting policies - continued

1.7 Financial assets - continued

Impairment

The Group assesses at the end of each reporting period whether there is objective evidence that a financial asset or group of financial assets is impaired. A financial asset or a group of financial assets is impaired and impairment losses are incurred only if there is objective evidence of impairment as a result of one or more events that occurred after the initial recognition of the asset (a 'loss event') and that loss event (or events) has an impact on the estimated future cash flows of the financial asset or group of financial assets that can be reliably estimated. The Group first assesses whether objective evidence of impairment exists. The criteria that the Group uses to determine that there is objective evidence of an impairment loss include:

- significant financial difficulty of the issuer or obligor;
- a breach of contract, such as a default or delinquency in interest or principal payments;
- it becomes probable that the borrower will enter bankruptcy or other financial reorganisation.

(a) *Assets carried at amortised cost*

For financial assets carried at amortised cost, the amount of the loss is measured as the difference between the asset's carrying amount and the present value of estimated future cash flows (excluding future credit losses that have not been incurred) discounted at the financial asset's original effective interest rate. The asset's carrying amount of the asset is reduced and the amount of the loss is recognised in profit or loss. If, in a subsequent period, the amount of the impairment loss decreases and the decrease can be related objectively to an event occurring after the impairment was recognised (such as an improvement in the debtor's credit rating), the reversal of the previously recognised impairment loss is recognised in profit or loss.

(b) *Assets classified as available-for-sale*

In the case of equity investments classified as available-for-sale, a significant or prolonged decline in the fair value of the security below its cost is considered an indicator that the assets are impaired. If objective evidence of impairment exists for available-for-sale financial assets, the cumulative loss – measured as the difference between the acquisition cost and the current fair value, less any impairment loss on that financial asset previously recognised in profit or loss – is reclassified from equity to profit or loss as a reclassification adjustment. Impairment losses recognised in profit or loss on equity instruments are not reversed through profit or loss.

1.8 Loans receivable

Under the requirements of IAS 39, the Parent Company's loans receivable, which consist of advances to the subsidiary, are classified as loans and receivables, unless the Company has the intention of trading the asset immediately or in the short-term, in which case the loans receivable are categorised as instruments held-for-trading.

All loans receivable are recognised when cash is advanced to the borrowers. Loans receivable are initially recognised at the fair value of cash consideration given or proceeds advanced, plus transaction costs. These financial assets are subsequently carried at amortised cost using the effective interest method. The Company assesses at the end of each reporting period whether there is objective evidence that loans receivable are impaired.

1. Summary of significant accounting policies - continued

1.9 Trade and other receivables

Trade receivables comprise amounts due from customers for services rendered in the ordinary course of business. If collection is expected in one year or less (or in the normal operating cycle of the business if longer), they are classified as current assets. If not, they are presented as non-current assets.

Trade and other receivables are recognised initially at fair value and subsequently measured at amortised cost using the effective interest method, less provision for impairment (Note 1.7). The carrying amount of the asset is reduced through the use of an allowance account and the amount of the loss is recognised in profit or loss. When a receivable is uncollectible, it is written off against the allowance account for trade and other receivables. Subsequent recoveries of amounts previously written off are credited against profit or loss.

1.10 Cash and cash equivalents

Cash and cash equivalents are carried in the statement of financial position at face value. In the statement of cash flows, cash and cash equivalents includes cash in hand, deposits held at call with banks and bank overdrafts. Bank overdrafts are shown within borrowings in current liabilities in the statement of financial position.

1.11 Share capital

Ordinary shares are classified as equity. Incremental costs directly attributable to the issue of new ordinary shares are shown as a deduction in equity from the proceeds.

1.12 Financial liabilities

The Group recognises a financial liability in its statement of financial position when it becomes a party to the contractual provisions of the instrument. The Group's financial liabilities are classified as financial liabilities which are not at fair value through profit or loss (classified as 'Other liabilities') under IAS 39. Financial liabilities not at fair value through profit or loss are recognised initially at fair value, being the fair value of consideration received, net of transaction costs that are directly attributable to the acquisition or the issue of the financial liability. These liabilities are subsequently measured at amortised cost. The Group derecognises a financial liability from its statement of financial position when the obligation specified in the contract or arrangement is discharged, is cancelled or expires.

1.13 Trade and other payables

Trade payables comprise obligations to pay for goods or services that have been acquired in the ordinary course of business from suppliers. Accounts payable are classified as current liabilities if payment is due within one year or less (or in the normal operating cycle of the business if longer). If not, they are presented as non-current liabilities.

Deferred income comprises advance payments for rent receivable relating to subsequent periods and rental premia that are credited to profit or loss on a straight-line basis over the lease term.

Trade and other payables are recognised initially at fair value and subsequently measured at amortised cost using the effective interest method.

1. Summary of significant accounting policies - continued

1.14 Borrowings

Borrowings are recognised initially at the fair value of proceeds received, net of transaction costs incurred. Borrowings are subsequently carried at amortised cost; any difference between the proceeds (net of transaction costs) and the redemption value is recognised in profit or loss over the period of the borrowings using the effective interest method. Borrowings are classified as current liabilities unless the Group has an unconditional right to defer settlement of the liability for at least twelve months after the end of the reporting period.

1.15 Offsetting financial instruments

Financial assets and liabilities are offset and the net amount reported in the statement of financial position when there is a legally enforceable right to set off the recognised amounts and there is an intention to settle on a net basis, or realise the asset and settle the liability simultaneously.

1.16 Current and deferred tax

The tax expense for the period comprises current and deferred tax. Tax is recognised in profit or loss, except to the extent that it relates to items recognised in other comprehensive income or directly in equity. In this case, the tax is also recognised in other comprehensive income or directly in equity, respectively.

Deferred tax is recognised using the liability method, on temporary differences arising between the tax bases of assets and liabilities and their carrying amounts in the financial statements. However, deferred tax is not accounted for if it arises from initial recognition of an asset or liability in a transaction other than a business combination that at the time of the transaction affects neither accounting nor taxable profit or loss. Deferred tax is determined using tax rates (and laws) that have been enacted or substantively enacted by the end of the reporting period and are expected to apply when the related deferred tax asset is realised or the deferred tax liability is settled.

Under this method, the Group is required to make a provision for deferred taxes on the revaluation of property, plant and equipment. Such deferred tax is charged or credited directly to the revaluation reserve. Deferred tax on the difference between the actual depreciation on the property and the equivalent depreciation based on the historical cost of the property is realised through profit or loss.

Deferred tax assets are recognised only to the extent that it is probable that future taxable profit will be available against which the temporary differences can be utilised.

Deferred tax assets and liabilities are offset when there is a legally enforceable right to offset current tax assets against current tax liabilities and when the deferred tax assets and liabilities relate to income taxes levied by the same taxation authority on either the same taxable entity or different taxable entities where there is an intention to settle the balances on a net basis.

1. Summary of significant accounting policies - continued

1.17 Revenue recognition

Revenue is measured at the fair value of the consideration received or receivable for the sale of services in the ordinary course of the Group's activities. Revenue is recognised upon performance of services, and is stated net of sales tax, returns, rebates and discounts.

The Group recognises revenue when the amount of revenue can be reliably measured; when it is probable that future economic benefits will flow to the entity and when specific criteria have been met for each of the Group's activities as described below:

(a) Rental income

Rents receivable and premia charged to clients are included in the financial statements as revenue. Leases in which a significant portion of the risks and rewards of ownership are retained by the lessor are classified as operating leases. Payments received under operating leases are credited to profit or loss on a straight-line basis over the period of the lease.

(b) Finance income

Interest income is recognised in profit or loss as it accrues, unless collectability is in doubt.

1.18 Operating leases

(a) A group undertaking is the lessor

Assets leased out under operating leases are included in property, plant and equipment in the statement of financial position and are accounted for in accordance with accounting policy 1.5. They are depreciated over their expected useful lives on a basis consistent with similar owned property, plant and equipment. Rental income from operating leases is recognised in profit or loss on a straight-line basis over the lease term.

(b) A group undertaking is the lessee

Leases of assets in which a significant portion of the risks and rewards of ownership are effectively retained by the lessor are classified as operating leases. Payments made under operating leases are charged to profit and loss on a straight-line basis over the period of the lease.

1.19 Borrowing costs

Borrowing costs which are incurred for the purpose of acquiring or constructing qualifying property, plant and equipment, are capitalised as part of its cost. Qualifying assets are assets that necessarily take a substantial period of time to get ready for their intended use or sale.

Borrowing costs are capitalised while acquisition or construction is actively underway, during the period of time that is required to complete and prepare the asset for its intended use. Capitalisation of borrowing costs is ceased once the asset is substantially ready for its intended use or sale and is suspended if the development of the asset is suspended. All other borrowing costs are expensed. Borrowing costs are recognised for all interest-bearing instruments on an accrual basis using the effective interest method. Interest costs include the effect of amortising any difference between initial net proceeds and redemption value in respect of interest-bearing borrowings.

1.20 Dividend distribution

Dividend distribution to the Company's shareholders is recognised as a liability in the financial statements in the period in which the dividends are approved by the shareholders.

2. Financial risk management

2.1 Financial risk factors

The Group's activities potentially expose it to a variety of financial risks: market risk (including price risk, cash flow and fair value interest rate risk), credit risk and liquidity risk. The Group's overall risk management focuses on the unpredictability of financial markets and seeks to minimise potential adverse effects on the Group's financial performance. The Group did not make use of derivative financial instruments to hedge risk exposures during the current and preceding financial years. The Board provides principles for overall risk management, as well as policies covering risks referred to above.

(a) Market risk

(i) Foreign exchange risk

Foreign exchange risk arises from future commercial transactions and recognised assets and liabilities which are denominated in a currency that is not the entity's functional currency. The Group's transactions and recognised assets and liabilities are all denominated in euro and hence the Group is not exposed to foreign exchange risk.

(ii) Cash flow and fair value interest rate risk

The Group's significant interest-bearing assets and liabilities, and related interest rate and maturity information, are disclosed in Notes 6, 7 and 14.

The Group's instruments which are subject to fixed interest rates comprise the bonds issued to the general public (Note 14) and overdue receivables (Note 7). The Company's fixed interest instruments also comprise loans receivable from subsidiary (Note 6). In this respect, the Group and the Company are potentially exposed to fair value interest rate risk in view of the fixed interest nature of these instruments, which are however measured at amortised cost.

The Group's cash flow interest rate risk principally arises from bank borrowings issued at variable rates (Note 14), which exposes the Group to cash flow interest rate risk. Management monitors the impact of changes in market interest rates on amounts reported in profit or loss in respect of these instruments. The Group's operating cash flows are substantially independent of changes in market interest rates. Based on the above, management considers the potential impact on profit or loss of a defined interest rate shift that is reasonably possible at the end of the reporting period to be immaterial.

(iii) Price risk

The Group is exposed to equity securities price risk in view of investments held by the Parent Company which have been classified in the statement of financial position as available-for-sale. The available-for-sale financial assets are quoted on the Malta Stock Exchange (refer to Note 8) and are accordingly incorporated in the MSE equity index. In the context of the Company's figures reported in the statement of financial position, the impact of a reasonable possible shift in the MSE equity index on the Company's available-for-sale revaluation reserve is not deemed significant.

(b) Credit risk

Financial assets that potentially subject the Group to concentrations of credit risk consist principally of cash and cash equivalents and credit exposure to customers, including outstanding receivables and committed transactions. The Company is also exposed to credit risk with respect to loans to its subsidiary.

2. Financial risk management - continued

The Group's and the Company's exposures to credit risk as at the end of each reporting period are analysed as follows:

	Group		Company	
	2017	2016	2017	2016
	€	€	€	€
Loans and receivables category:				
Loans receivable (Note 6)	-	-	5,261,363	5,063,754
Trade and other receivables (Note 7)	269,131	310,270	515,763	329,656
Cash and cash equivalents (Note 9)	503,400	265,644	256,817	210,523
	772,531	575,914	6,033,943	5,603,933

The maximum exposure to credit risk at the end of the reporting period in respect of the financial assets mentioned above is equivalent to their carrying amount. The Group does not hold any collateral as security in this respect.

Credit risk with respect to cash and cash equivalents is not considered to be significant since the Group's cash is placed with quality financial institutions. Concentration of credit risk with respect to trade receivables is limited due to the number of customers comprising the Group's debtor base. The Group assesses the credit quality of its tenants taking into account financial position, past experience and other factors. The Group manages credit limits and exposures actively in a practicable manner such that there are no material past due amounts receivable from tenants as at the end of the reporting period. The Group's debtors are principally in respect of transactions with tenants for whom there is no recent history of default. Management does not expect any material losses from non-performance by these tenants.

The Company's loans receivable referred to in the table above consist of advances to subsidiary which have been primarily effected out of the bond issue proceeds. Management monitors intra-group credit exposures at individual entity level on a regular basis and ensures timely performance of these assets in the context of overall group liquidity management. The Company assesses the credit quality of the subsidiary taking into account financial position, performance and other factors. The Company take cognisance of the related party relationship with this entity and management does not expect any losses from non-performance or default.

At 31 December 2017 and 2016, no trade receivables were considered to be impaired. However, at the end of the current and preceding financial years, certain trade receivables were past due but not impaired. These mainly relate to a number of independent customers for whom there is no recent history of default. Categorisation of trade receivables as past due is determined by the Group on the basis of the nature of the credit terms in place and credit arrangements actually utilised in managing exposures with customers. The ageing analysis of these past due but not impaired trade receivables is disclosed below:

	Group and Company	
	2017	2016
	€	€
Past due up to 2 months	42	13,936
Past due over 2 months	19,954	11,948
	19,996	25,884

2. Financial risk management - continued

(c) Liquidity risk

The Group is exposed to liquidity risk in relation to meeting future obligations associated with its financial liabilities, which comprise principally interest-bearing borrowings and trade and other payables (refer to Notes 14 and 13 respectively). Prudent liquidity risk management includes maintaining sufficient cash and committed credit lines to ensure the availability of an adequate amount of funding to meet the Group's obligations.

The Group's liquidity risk is actively managed by ensuring that net cash inflows from the Group's trading operations are monitored in relation to cash outflows and arising from the Group's borrowings, principally bonds and bank loans, covering principle and interest payments as reflected in more detail in Note 14. Such note gives an analysis of the Group's borrowings into relevant maturity groupings based on the remaining term at the end of the reporting period to the contractual maturity date. The amounts disclosed are the contractual undiscounted cash flows and when applicable are inclusive of interest.

The key objective of the Group's liquidity management process is that of channelling a regular stream of net cash flows to fund bond and other interest and capital repayment obligations, and strengthening the Group's reserves with the residual amounts. Management monitors liquidity risk by means of cash flow forecasts on the basis of expected cash flows over a twelve month period and ensures that no additional financing facilities are expected to be required over the coming year.

The Group's current liabilities exceeded its current assets as at the end of the financial year by €198,379 (2016: €194,818), after adjusting for deferred income amounting to €388,087 (2016: €292,185). However, the Directors are of the opinion that the Group's liquidity risk is not deemed to be material in view of the matching of cash inflows and outflows arising from expected maturities of financial instruments, expectations for future income streams from existing and new contracts, coupled with the Group's committed borrowing facilities that it can access to meet liquidity needs as disclosed further in Note 14.

Balances due within twelve months are stated at their carrying amount, as the impact of discounting is not significant.

2.2 Capital risk management

The Group's objectives when managing capital are to safeguard the Group's ability to continue as a going concern in order to provide returns for shareholders and benefits for other stakeholders and to maintain an optimal capital structure to reduce the cost of capital. In order to maintain or adjust the capital structure, the Parent Company may issue new shares or adjust the amount of dividends paid to shareholders.

The Group's equity, as disclosed in the statement of financial position, constitutes its capital. The Group maintains the level of capital by reference to its financial obligations and commitments arising from operational requirements. In view of the nature of the Group's activities and the extent of borrowings or debt, the capital level as at the end of the reporting period is deemed adequate by the Directors.

2. Financial risk management - continued

2.3 Fair values of financial instruments

(a) Financial instruments carried at fair value

The Group is required to disclose for financial instruments that are measured in the statement of financial position at fair value, fair value measurements by level of the following fair value measurement hierarchy:

- Quoted prices (unadjusted) in active markets for identical assets (level 1).
- Inputs other than quoted prices included within level 1 that are observable for the asset or liability either directly i.e. as prices, or indirectly i.e. derived from prices (level 2).
- Inputs for the asset or liability that are not based on observable market data i.e. unobservable inputs (level 3).

The fair value of the Group's available-for-sale financial assets (refer to Note 8) is based on quoted market prices at the end of the reporting period. A market is regarded as active if quoted prices are readily and regularly available from an exchange, dealer or broker and those prices represent actual and regularly occurring market transactions on an arm's length basis. The quoted market price used for the financial assets held by the Group is the current bid price quoted on the Malta Stock Exchange. Accordingly, the Group's available-for-sale investments are categorised as level 1 instruments since these investments are listed in an active market. These assets have been categorised as level 1 since initial recognition.

(b) Financial instruments not carried at fair value

At 31 December 2017 and 2016, the carrying amounts of cash at bank, receivables, payables, accrued expenses and short-term borrowings reflected in the financial statements are reasonable estimates of fair value in view of the nature of these instruments or the relatively short period of time between the origination of the instruments and their expected realisation.

The fair value of non-current financial instruments for disclosure purposes is estimated by discounting the future contractual cash flows at the current market interest rate that is available to the Group for similar financial instruments. The carrying amount of the Company's non-current loans to subsidiary fairly approximates the estimated fair value of these assets based on discounted cash flows. The fair value of the Group's non-current floating interest rate bank borrowings at the end of the reporting period is not significantly different from the carrying amounts. The current market interest rates utilised for discounting purposes, which were almost equivalent to the respective instruments' contractual interest rates, are deemed observable and accordingly these fair value estimates have been categorised as level 2 within the fair value measurement hierarchy required by IFRS 7, 'Financial Instruments: Disclosures'. Information on the fair value of the bonds issued to the public is disclosed in Note 14 to the financial statements. The fair value estimate in this respect is deemed level 1 as it constitutes a quoted price in an active market.

3. Critical accounting estimates and judgements

Estimates and judgements are continually evaluated and based on historical experience and other factors including expectations of future events that are believed to be reasonable under the circumstances. In the opinion of the Directors, except as disclosed in Note 4, the accounting estimates and judgements made in the course of preparing these financial statements, are not difficult, subjective or complex to a degree which would warrant their description as critical in terms of the requirements of IAS 1.

4. Property, plant and equipment

Group

	Land and buildings €	Electrical installations €	Plant, machinery and equipment €	Furniture, fixtures and fittings €	Total €
At 1 January 2016					
Cost or valuation	29,837,885	1,125,977	4,329,428	1,963,213	37,256,503
Accumulated depreciation	(110,660)	(717,711)	(3,337,926)	(1,137,262)	(5,303,559)
Net book amount	29,727,225	408,266	991,502	825,951	31,952,944
Year ended 31 December 2016					
Opening net book amount	29,727,225	408,266	991,502	825,951	31,952,944
Additions	9,688,912	10,006	182,103	28,441	9,909,462
Revaluation surplus arising during year (Note 12)	1,171,261	-	-	-	1,171,261
Depreciation charge	(112,060)	(45,439)	(140,433)	(68,469)	(366,401)
Closing net book amount	40,475,338	372,833	1,033,172	785,923	42,667,266
At 31 December 2016					
Cost or valuation	40,475,338	1,135,983	4,511,531	1,991,654	48,114,506
Accumulated depreciation	-	(763,150)	(3,478,359)	(1,205,731)	(5,447,240)
Net book amount	40,475,338	372,833	1,033,172	785,923	42,667,266
Year ended 31 December 2017					
Opening net book amount	40,475,338	372,833	1,033,172	785,923	42,667,266
Additions	32,353	55,542	443,081	42,812	573,788
Revaluation surplus arising during year (Note 12)	1,100,465	-	-	-	1,100,465
Depreciation charge	(206,244)	(47,661)	(179,234)	(72,789)	(505,928)
Closing net book amount	41,401,912	380,714	1,297,019	755,946	43,835,591
At 31 December 2017					
Cost or valuation	41,401,912	1,191,525	4,954,612	2,034,466	49,582,515
Accumulated depreciation	-	(810,811)	(3,657,593)	(1,278,520)	(5,746,924)
Net book amount	41,401,912	380,714	1,297,019	755,946	43,835,591

4. Property, plant and equipment - continued

Company

	Land and buildings €	Electrical installations €	Plant, machinery and equipment €	Furniture, fixtures and fittings €	Total €
At 1 January 2016					
Cost or valuation	29,837,885	1,125,977	4,329,428	1,963,213	37,256,503
Accumulated depreciation	(110,660)	(717,711)	(3,337,926)	(1,137,262)	(5,303,559)
Net book amount	29,727,225	408,266	991,502	825,951	31,952,944
Year ended 31 December 2016					
Opening net book amount	29,727,225	408,266	991,502	825,951	31,952,944
Additions	19,266	10,006	160,650	27,711	217,633
Revaluation surplus arising during year (Note 12)	1,171,261	-	-	-	1,171,261
Depreciation charge	(87,886)	(45,439)	(140,105)	(68,408)	(341,838)
Closing net book amount	30,829,866	372,833	1,012,047	785,254	33,000,000
At 31 December 2016					
Cost or valuation	30,829,866	1,135,983	4,490,078	1,990,924	38,446,851
Accumulated depreciation	-	(763,150)	(3,478,031)	(1,205,670)	(5,446,851)
Net book amount	30,829,866	372,833	1,012,047	785,254	33,000,000
Year ended 31 December 2017					
Opening net book amount	30,829,866	372,833	1,012,047	785,254	33,000,000
Additions	38,395	13,410	175,595	29,705	257,105
Revaluation surplus arising during year (Note 12)	1,100,465	-	-	-	1,100,465
Depreciation charge	(88,270)	(45,976)	(151,372)	(71,952)	(357,570)
Closing net book amount	31,880,456	340,267	1,036,270	743,007	34,000,000
At 31 December 2017					
Cost or valuation	31,880,456	1,149,393	4,665,673	2,020,629	39,716,151
Accumulated depreciation	-	(809,126)	(3,629,403)	(1,277,622)	(5,716,151)
Net book amount	31,880,456	340,267	1,036,270	743,007	34,000,000

Fully depreciated assets which were still in use at 31 December 2017 amounted to €2,992,743 (2016: € 2,897,549).

Bank borrowings are secured on the Group's land and buildings (refer to Note 14).

4. Property, plant and equipment - continued

Fair value of land and buildings

The Group's land and buildings, comprising the Plaza Shopping and Commercial Centre and the Tigne Place Commercial Property, were revalued by an independent professionally qualified valuer on 31 December 2017 at €43.8 million. The arising revaluation surplus, net of applicable deferred taxes, has been credited to the revaluation reserve in shareholders' equity (Note 12).

The Directors are of the opinion that the carrying amounts of all the Group's properties as at the end of current financial period, is an appropriate estimate of its fair value and that their current use equates to the highest and best use.

The Group is required to disclose fair value measurements by level of the following fair value measurement hierarchy for non-financial assets carried at fair value:

- Quoted prices (unadjusted) in active markets for identical assets (level 1).
- Inputs other than quoted prices included within level 1 that are observable for the asset either directly (that is, as prices) or indirectly (that is, derived from prices) (level 2).
- Inputs for the asset that are not based on observable market data (that is, unobservable inputs) (level 3).

The Group's recurring fair value measurements are categorised as level 3 as they are based on significant unobservable inputs. The Group's policy is to recognise transfers into and out of fair value hierarchy levels as of the beginning of the reporting period. During the current and the preceding financial years there were no transfers between the fair value levels. A reconciliation from the opening balance to the closing balance of property for recurring fair value measurements categorised within level 3 of the fair value hierarchy, for the current and preceding financial years, is reflected in the table above.

Valuation process and techniques

The Group's property is valued on periodic basis, but at least every three years, by an independent professionally qualified valuer who holds a recognised relevant professional qualification and has the necessary experience in the location and segments of the property being valued. When external valuations are carried out in accordance with this policy, the valuer reports directly to the Audit Committee and discussions on the valuation technique and its results, including an evaluation of the inputs to the valuation, are held between these parties.

At the end of every reporting period in which an external valuation is not carried out, the CEO also assesses whether any significant changes in actual circumstances, income streams, results and developments have been experienced from the date of the last external valuation. Findings are discussed with the Audit Committee, and an adjustment to the carrying amount of the property is only reflected if it has been determined that there has been significant change. Any changes to the carrying amount are ultimately approved by the Board.

As noted above, an external valuation on all the Group's property has been carried out at the end of the current reporting period. The external valuations of each property has been performed using a multi-criteria approach, with every property being valued utilising the valuation technique considered by the external valuer to be the most appropriate for the respective property. The significant inputs to the approaches used are those described below.

4. Property, plant and equipment - continued

As at 31 December 2017, the Plaza Shopping and Commercial Centre was fair valued at €34 million (2016: €33 million) and the valuation was determined using the Discounted Cash Flow approach. This approach is based on the projected future cash flows from the continued operation of the Plaza Shopping and Commercial Centre in its remaining useful life, which are discounted to present value at a rate of return that reflects what an investor should fairly expect from an investment of this type. At the end of the expected useful life of the property, the residual value reflects the underlying land value. Accordingly, the significant unobservable inputs applied in the property's valuation are the following:

- *Projected pre-tax cash flows:* The projected cash-flows are initially based on the existing rental income streams less operating costs that reflect the existing cost structure. The aggregated projected net cash generation in 2018 from the rentals relating to the retail activity and from the office rentals amounts to €2.1 million (2017: €2 million). Going forward, all the rental streams are adjusted to reflect contracted rental adjustments and, subsequent to the expiry of the current term, assumed to increase at an average rate of 4% per annum (2016: 4%).
- *Discount Rates:* The discount rates applied are based on current market interest rates and a risk premium that reflects the valuer's assessment of the specific risk attached to the property being valued and its underlying activity. In view of the different risk premium between the rental agreements for the retail and office areas, a different pre-tax discount rate was applied to the respective income streams. Accordingly, the pre-tax discount rates applied were as follows: 8% (2016: 7.5%) for the retail rentals and 8.5% (2016: 9.3%) for the office rentals.

The Tigne Place Commercial Property was acquired in September 2016 at which point the Directors commissioned a full valuation by an independent professionally qualified valuer to substantiate the property's cost.

As at 31 December 2017, the Tigne Place Commercial Property is carried at a fair value of €9.8 million, on the basis of an independent architect's valuation. The current year's valuation was determined using the Capitalised Rent approach. This approach is based on an annual rental rate per square metre together with a capitalisation rate which is then used for the capitalisation of the rental income streams. The significant unobservable inputs applied in the property's valuation are the following: a net estimated rental income of €650,000 and a capitalisation rate ranging from 7% to 8%.

Generally, an increase in the projected cash flows and rentals per square metre will result in an increase to the fair value of the property. Conversely, a lower discount rate and capitalisation rate will give a higher fair value.

Historical cost of land and buildings

The carrying value of land and buildings would have been as follows had these assets been included in the financial statements at cost less depreciation:

	Group		Company	
	2017 €	2016 €	2017 €	2016 €
Cost	22,305,351	22,272,998	12,641,747	12,603,352
Accumulated depreciation	(1,152,140)	(963,201)	(1,010,011)	(939,046)
Net book amount	21,153,211	21,309,797	11,631,736	11,664,306

5. Investment in subsidiary

	Company	
	2017	2016
	€	€
Year ended 31 December		
Opening cost and carrying amount	100,000	-
Additions	-	100,000
Closing cost and carrying amount	100,000	100,000

In 2016, the company was allotted 100% of the ordinary shares of a newly incorporated entity, Tigne Place Limited, which was set up on 8 July 2016. The registered address of this subsidiary is The Plaza Commercial Centre, Level 6, Bisazza Street, Sliema, SLM 1640, Malta.

6. Loans receivable

The loans receivable amounting to €5,261,363 (2016: €5,063,754) represent advances by the Parent Company to its subsidiary, primarily from the proceeds of the bond issue that was effected in the previous financial year (refer to Note 14). The loans to subsidiary are subject to a fixed interest rate of 4.2% per annum and are repayable by 2041, in accordance with the terms of the loan agreement.

7. Trade and other receivables

	Group		Company	
	2017	2016	2017	2016
	€	€	€	€
Current				
Trade receivables	133,833	199,142	115,039	169,730
Indirect taxation	12,158	-	12,158	-
Accrued income	-	-	272,666	56,520
Prepayments	123,140	111,128	115,900	103,406
	269,131	310,270	515,763	329,656

As at 31 December 2017, interest on overdue receivables is charged at the rate of 5% (2016: 5%).

Accrued income for the Company represents the accrued interest on the loan to subsidiary (refer to Note 6).

8. Available-for-sale financial assets

	Group and Company	
	2017	2016
	€	€
Year ended 31 December		
Additions	131,850	-
Net gains from changes in fair value (Note 12)	46,138	-
Disposals	(121,988)	-
	<hr/>	
Closing carrying amount	56,000	-
	<hr/>	
At 31 December		
Cost	40,000	-
Fair value gains	16,000	-
	<hr/>	
	56,000	-
	<hr/>	

The company's available-for-sale financial assets, consisting of equity instruments, are fair valued annually. These investments are traded on the Malta Stock Exchange and fair value is determined by reference to quoted market prices.

9. Cash and cash equivalents

For the purpose of the statement of cash flows, the year-end cash and cash equivalents comprise the following:

	Group		Company	
	2017	2016	2017	2016
	€	€	€	€
Cash at bank and in hand	503,400	265,644	256,817	210,523
	<hr/>		<hr/>	

10. Share capital

	Group and Company	
	2017	2016
	€	€
Authorised		
75,000,000 ordinary shares of €0.20 each	15,000,000	15,000,000
	<hr/>	
Issued and fully paid		
28,242,000 ordinary shares of €0.20 each	5,648,400	5,648,400
	<hr/>	

11. Share premium

	Group and Company	
	2017	2016
	€	€
At beginning and end of year	3,094,868	3,094,868

The share premium arose in previous financial years on the issue of 2,050,000 ordinary shares at a premium of €1.509691 per share.

12. Revaluation reserves

	Group and Company	
	2017	2016
	€	€
Surplus arising on fair valuation of:		
Land and buildings	16,034,702	15,056,600
Available-for-sale financial assets	16,000	-
	16,050,702	15,056,600

The movements in each category are analysed as follows:

	Group and Company	
	2017	2016
	€	€
Revaluation surplus on land and buildings		
At beginning of year, before deferred tax	18,139,587	16,985,631
Revaluation surplus arising during the year (Note 4)	1,100,465	1,171,261
Transfer upon realisation through asset use	(17,305)	(17,305)
At end of year, before deferred tax	19,222,747	18,139,587
Deferred taxation (Note 15)	(3,188,045)	(3,082,987)
At end of year	16,034,702	15,056,600
Revaluation surplus on available-for-sale financial assets		
Net gains from changes in fair value (Note 8)	46,138	-
Net gains included in profit or loss upon disposal	(30,138)	-
At end of year	16,000	-

The tax impact relating to components of other comprehensive income is presented in the above tables.

12. Revaluation reserves - continued

Gains and losses arising from changes in fair value of available-for-sale financial assets are recognised directly in equity in other comprehensive income through the revaluation reserve in accordance with the Group's accounting policy. When the assets are disposed of, the related accumulated fair value adjustments, including the amount of the adjustment on initial application of IAS 39, are reclassified to profit or loss as a reclassification adjustment and reflected as gains and losses from available-for-sale financial assets.

The revaluation reserves are non-distributable.

13. Trade and other payables

	Group		Company	
	2017	2016	2017	2016
	€	€	€	€
Current				
Trade payables	98,431	105,143	92,591	100,806
Indirect taxation	8,922	8,686	-	5,701
Other payables	399,256	258,858	254,725	165,581
Accruals	179,077	177,438	164,677	169,048
Deferred income	388,087	292,185	244,024	247,546
	1,073,773	842,310	756,017	688,682
Non-current				
Deferred income	133,930	309,827	133,930	309,827

14. Borrowings

	Group		Company	
	2017	2016	2017	2016
	€	€	€	€
Current				
Bank loans	511,733	400,211	-	-
Non-current				
85,000 3.9% unsecured bonds 2026	8,339,060	8,320,490	8,339,060	8,320,490
Bank loans	3,622,397	4,003,145	-	-
	11,961,457	12,323,635	8,339,060	8,320,490
Total borrowings	12,473,190	12,723,846	8,339,060	8,320,490

Unsecured bonds

By virtue of the Prospectus dated 11 August 2016, the Parent Company issued for subscription by the general public 85,000 unsecured bonds for an amount of €8,500,000. The bonds have a nominal value of €100 per bond and have been issued at par.

14. Borrowings - continued

The bonds are subject to a fixed interest rate of 3.9% per annum payable annually in arrears on 19 September of each year. All bonds are redeemable at par (€100 for each bond) on 22 September 2026 unless they are previously re-purchased and cancelled.

The proceeds from the bond issue were used by the issuer to grant a loan to the subsidiary for the purpose of the acquisition of the Tigne Place Commercial Property (refer to Notes 4 and 6) and to refinance its bank facilities.

The bonds have been admitted to the Official List of the Malta Stock Exchange. The quoted market price of the bonds at 31 December 2017 was €101.15 (2016: €104.00), which in the opinion of the Directors fairly represented the fair value of these financial liabilities.

The bonds are measured at the amount of net proceeds adjusted for the amortisation of the difference between net proceeds and the redemption value of the bonds using the effective interest method as follows:

	Group and Company	
	2017	2016
	€	€
3.9% unsecured bonds 2026		
Original face value of bonds issued	8,500,000	8,500,000
Gross amount of bond issue costs	(185,700)	(185,700)
Amortisation of gross amount of bond issue costs:		
Accumulated amortisation at beginning of year	6,190	-
Amortisation charge (Note 21)	18,570	6,190
Accumulated amortisation at the end of year	24,760	6,190
Unamortised bond issue costs	(160,940)	(179,510)
Amortised cost and closing carrying amount of the bonds	8,339,060	8,320,490

The following are the contracted undiscounted cash flows of the bonds analysed into relevant maturity groupings based on the remaining term at the end of the reporting period to the maturity date:

	Group and Company	
	2017	2016
	€	€
Within 1 year	331,500	331,500
Between 1 and 2 years	331,500	331,500
Between 2 and 5 years	995,408	995,408
Later than 5 years	9,736,086	10,067,586
	11,394,494	11,725,994

14. Borrowings - continued

Bank facilities

The Group's loan facilities as at 31 December 2017 amounted to €4,134,130 (2016: €4,403,356). The Company also avails itself of a general facility amounting to €1,500,000 (2016: €1,500,000).

The bank facilities of the Group as at 31 December 2017 and 2016 are mainly secured by:

- (a) a general hypothec on the Group's assets for €6,000,000;
- (b) a special hypothec and guarantee for the amount of €6,000,000 over property; and
- (c) a pledge over the insurance policy covering the specific property.

Bank borrowings are entirely subject to variable rates of interest and as at 31 December 2017 the interest rates are linked to the Euribor. The weighted average effective interest rates for bank borrowings at the end of the reporting period are as follows:

	Group 2017	2016
	%	%
Bank loans	2.75	2.75

The following are the contracted undiscounted cash flows of the Group's bank loans analysed into relevant maturity groupings based on the remaining term at the end of the reporting period to the maturity date:

	Group 2017	2016
	€	€
Within 1 year	646,500	517,200
Between 1 and 2 years	517,200	517,200
Between 2 and 5 years	1,551,600	1,551,600
Later than 5 years	1,930,771	2,447,971
	4,646,071	5,033,971
Carrying amount	4,134,130	4,403,356

15. Deferred taxation

Deferred taxes are calculated on temporary differences under the liability method and are measured at the tax rates that are expected to apply to the period when the asset is realised or the liability is settled based on tax rates (and tax laws) that have been enacted by the end of the reporting period. The principal tax rate used is 35% (2016: 35%), with the exception of deferred tax on the fair valuation of property which is computed on the basis applicable to disposals of immovable property, that is, tax effect of 10% (2016: 10%) of the transfer value.

The movement on the deferred tax account is as follows:

	Group and Company	
	2017	2016
	€	€
At beginning of year	3,366,719	3,249,291
Deferred tax on revaluation surplus arising during the year (Note 12)	110,046	117,126
Movement in deferred tax liability on revalued land and buildings determined on the basis applicable to property disposals (Note 12)	1,069	(805)
Realisation through asset use (Notes 12, 22)	(6,057)	(6,057)
Deferred tax on other temporary differences (Note 22)	57,107	7,164
	<hr/>	<hr/>
At end of year	3,528,884	3,366,719

The amounts referenced to Note 22 as disclosed in the table above, are recognised in profit or loss, whilst the other amounts, referenced to Note 12, has been recognised directly in equity in other comprehensive income.

The balance at 31 December represents:

	Group and Company	
	2017	2016
	€	€
Temporary differences attributable to deferred premium income	(55,447)	(121,087)
Temporary differences arising on depreciation of property, plant and equipment	396,286	404,819
Temporary differences on fair valuation of property	3,188,045	3,082,987
	<hr/>	<hr/>
	3,528,884	3,366,719

The recognised deferred tax assets and liabilities are expected to be recovered or settled principally after more than twelve months.

16. Revenue

The Group's revenue is principally derived from rental income attributable to retail outlets and office space in its commercial property.

17. Expenses by nature

	Group		Company	
	2017	2016	2017	2016
	€	€	€	€
Employee benefit expense (Note 18)	207,850	159,258	210,389	156,296
Depreciation of property, plant and equipment (Note 4)	505,928	366,401	357,570	341,838
Motor vehicle operating lease rentals payable	12,000	12,000	12,000	12,000
Directors' emoluments (Note 23)	69,832	70,012	69,832	70,012
Legal and professional fees	48,117	35,775	32,941	23,297
Bad debts written off	-	21,352	-	21,352
Other expenses	252,948	175,612	210,840	167,700
Total operating costs	1,096,675	840,410	893,572	792,495

Fees charged by the auditor for services rendered during the financial periods ended 31 December 2017 and 2016 relate to the following:

	Group		Company	
	2017	2016	2017	2016
	€	€	€	€
Annual statutory audit	28,000	21,700	20,500	21,700
Tax advisory and compliance services	6,610	3,205	6,610	3,205
Other non-audit services	-	28,030	-	28,030
Total	34,610	52,935	27,110	52,935

18. Employee benefit expense

	Group		Company	
	2017	2016	2017	2016
	€	€	€	€
Wages and salaries, excluding Directors' fees	343,886	288,361	326,114	283,932
Social security costs	21,109	17,849	19,510	17,451
	364,995	306,210	345,624	301,383
Less: recharges relating to common area maintenance	(157,145)	(146,952)	(135,235)	(145,087)
Total	207,850	159,258	210,389	156,296

18. Employee benefit expense - continued

Average number of persons employed during the year:

	Group		Company	
	2017	2016	2017	2016
Administration (excluding Directors)	5	4	5	4
Maintenance	8	7	7	7
Security	1	1	1	1
	14	12	13	12

19. Investment and other related income

	Group and Company	
	2017	2016
	€	€
Gross dividends receivable from available-for-sale financial assets	969	-
Net gains upon disposal of available-for-sale financial assets	30,138	-
	31,107	-

20. Finance income

	Group		Company	
	2017	2016	2017	2016
	€	€	€	€
Interest income on trade receivables	3,938	9,660	3,938	9,660
Interest income from loan to subsidiary	-	-	216,146	56,520
	3,938	9,660	220,084	66,180

21. Finance costs

	Group		Company	
	2017	2016	2017	2016
	€	€	€	€
Interest on bank borrowings	119,754	155,898	978	102,004
Coupon interest payable on bonds	336,950	88,097	336,950	88,097
Amortisation of difference between initial net proceeds and redemption value of bonds (Note 14)	18,570	6,190	18,570	6,190
	475,274	250,185	356,498	196,291

22. Tax expense

	Group		Company	
	2017	2016	2017	2016
	€	€	€	€
Current taxation:				
Current tax expense	418,502	381,349	372,861	379,940
Adjustment recognised in financial period for current tax of prior periods	-	(828)	-	(828)
Deferred taxation (Note 15)	51,050	1,107	51,050	1,107
	469,552	381,628	423,911	380,219

The tax on the Group's and the Company's profit before tax differs from the theoretical amount that would arise using the basic tax rate as follows:

	Group		Company	
	2017	2016	2017	2016
	€	€	€	€
Profit before tax	1,738,624	1,648,408	1,698,594	1,666,145
Tax on profit at 35%	608,518	576,943	594,508	583,151
Tax effect of:				
- rental income charged at 15% final withholding tax	(160,379)	(192,023)	(160,379)	(192,023)
- non-deductible depreciation and expenses	82,188	17,630	-	-
- maintenance allowance claimed on rented property	(50,557)	(10,013)	-	-
- investment income not subject to tax	(10,887)	-	(10,887)	-
- adjustments to current and deferred tax in previous years	669	(10,909)	669	(10,909)
Tax charge in the accounts	469,552	381,628	423,911	380,219

23. Directors' emoluments

	Group and Company	
	2017	2016
	€	€
Directors' fees - short term employment benefits	69,832	70,012

Included in the fees disclosed above, is an amount of €10,675 (2016: nil) that was recharged by a shareholder of the Parent Company.

The Company has paid insurance premiums of €2,770 (2016: €2,770) during the year in respect of professional indemnity in favour of its Directors and senior officers.

The Directors are also entitled to a variable remuneration amount amounting to €1,653 (2016: nil).

24. Earnings per share

Earnings per share is based on the net profit for the year divided by the weighted average number of ordinary shares in issue during the year. The diluted earnings per share is equal to the basic earnings per share.

	Group	
	2017	2016
Net profit attributable to shareholders	€1,269,072	€1,266,780
Weighted average number of ordinary shares in issue	28,242,000	28,242,000
Earnings per share (€ cents)	4c49	4c49

25. Dividends

At the forthcoming Annual General Meeting a final net dividend in respect of 2017 of €831,115 per share, amounting to a total net dividend of €0.0294 is to be proposed. These financial statements do not reflect this dividend payable, which will be accounted for in shareholders' equity as an appropriation of retained earnings in the year ending 31 December 2018. The net dividends declared in respect of 2016 and 2015 were €829,650 (€0.0294 per share) and €808,712 (€0.0286 per share) respectively.

26. Cash generated from operations

Reconciliation of operating profit to cash generated from operations:

	Group		Company	
	2017	2016	2017	2016
	€	€	€	€
Operating profit	2,178,853	1,888,933	1,803,901	1,796,256
Adjustments for:				
Depreciation of property, plant and equipment (Note 4)	505,928	366,401	357,570	341,838
Deferred premium income	(187,543)	(38,316)	(187,543)	(38,316)
Bad debts written off	-	21,352	-	21,352
Changes in working capital:				
Trade and other receivables	41,139	(27,955)	30,039	9,179
Trade and other payables	237,659	133,425	73,531	(20,203)
Cash generated from operations	2,776,036	2,343,840	2,077,498	2,110,106

27. Capital commitments

Commitments for capital expenditure not provided for in these financial statements are as follows:

	Group		Company	
	2017 €	2016 €	2017 €	2016 €
Authorised but not contracted	673,000	400,000	504,000	200,000
Contracted but not provided for	77,000	34,000	46,000	34,000
	750,000	434,000	550,000	234,000

28. Operating lease commitments

(a) Where Group undertakings are the lessor

Future minimum lease payments due to the Group under non-cancellable operating leases are as set out below. They are determined by reference to the point in time in the rental contract when the tenant is given the option to cancel a lease without the requirement of any additional payment thereon.

Group undertakings lease units both for office and retail activity under operating lease arrangements. As at 31 December 2017, the leases run for fixed periods ranging from 6 months to 4 years. After ever expiry period, the lease may be renewed for further periods, in accordance with the respective lease agreements, unless the lessee gives the lessor a minimum of 6 months notice of termination prior to renewal, as specified in the same agreement.

	Group		Company	
	2017 €	2016 €	2017 €	2016 €
Not later than 1 year	2,277,264	2,374,075	1,788,585	1,945,254
Later than 1 year and not later than 5 years	1,958,427	2,475,250	1,643,378	1,951,689
	4,235,691	4,849,325	3,431,963	3,896,943
Rental income derived from operating leases	3,067,032	2,633,784	2,485,376	2,509,578

(b) Where the Company is the lessee

The future minimum lease payments payable under non-cancellable motor-vehicle operating leases are as follows:

	Group and Company	
	2017 €	2016 €
Not later than 1 year	12,000	12,000
Later than 1 year and not later than 5 years	1,000	13,000
	13,000	25,000

29. Related party transactions

No transactions with related parties as defined by IAS 24 were carried out by the Group during the current and the preceding financial years, other than those disclosed in Note 23.

With respect to the Company, the other material transactions entered into with a related party as defined by IAS 24 relate to advances to subsidiary, as disclosed in Note 6 to the financial statements, and interest income from such loans receivable (Note 20). Year end balances with subsidiary are disclosed separately in Notes 6 and 7 to the financial statements.

Key management personnel compensation, consisting of Directors' remuneration is disclosed in Note 23 to these financial statements.

30. Statutory information

Plaza Centres p.l.c. is a public limited company and is incorporated in Malta.